



InformaticaUmanistica

Lezione 10

Introduzione al sistema Greenstone

Pasquale Savino

ISTI - CNR



UNIVERSITÀ DI PISA

Greenstone

Sommario

- ◆ Esempi di Biblioteche Digitali basate su Greenstone
- ◆ Modalità di ricerca e di browsing in Greenstone
- ◆ **Come creare una collezione di documenti**
- ◆ Come funziona Greenstone
- ◆ Come personalizzare una collezione di documenti

Sommario



- ◆ **Esempi di Biblioteche Digitali basate su Greenstone**

- ◆ Modalità di ricerca e di browsing in Greenstone

- ◆ Come creare una collezione di documenti

- ◆ Come funziona Greenstone

- ◆ Come personalizzare una collezione di documenti

Caratteristiche generali

- ◆ **Greenstone è un sistema di gestione di Biblioteche Digitali sviluppato presso il New Zealand Digital Library Project alla University of Waikato**
(<http://www.greenstone.org/cgi-bin/library>)
- ◆ **Greenstone fornisce servizi per**
 - **Costruire** collezioni di documenti
 - **Permettere la ricerca e l'accesso ai documenti**

Tipi di dati gestiti

- ◆ L'informazione viene organizzata in **collezioni** composte di **documenti**
- ◆ I documenti possono essere rappresentati in una varietà di formati (Word, PDF, postscript, tiff, jpeg, ecc.) e vengono convertiti in una forma standard per la loro indicizzazione.
- ◆ I documenti possono inoltre contenere **testo**, **immagini**, **audio**, **video**, ecc.
- ◆ I documenti non testuali possono essere associati a documenti testuali che ne forniscono la descrizione oppure possono avere una serie di metadati che vengono utilizzati per la ricerca e per il browsing

Biblioteche Digitali che usano Greenstone

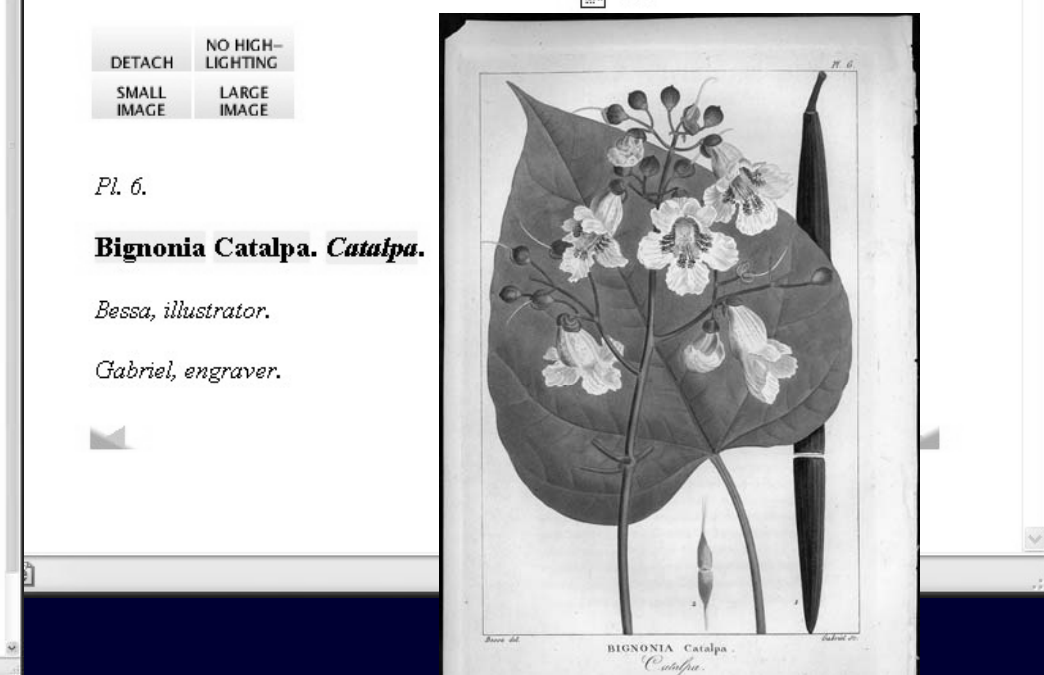
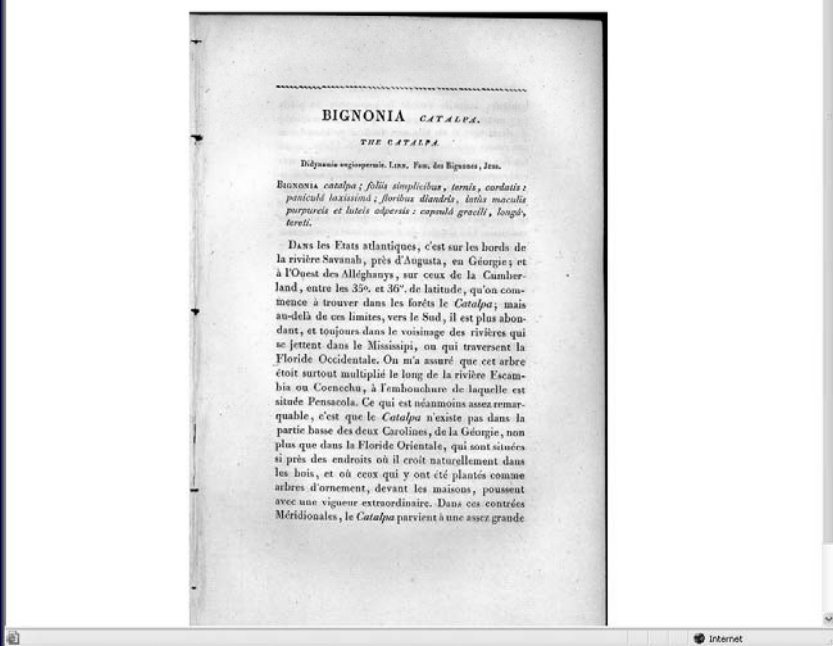
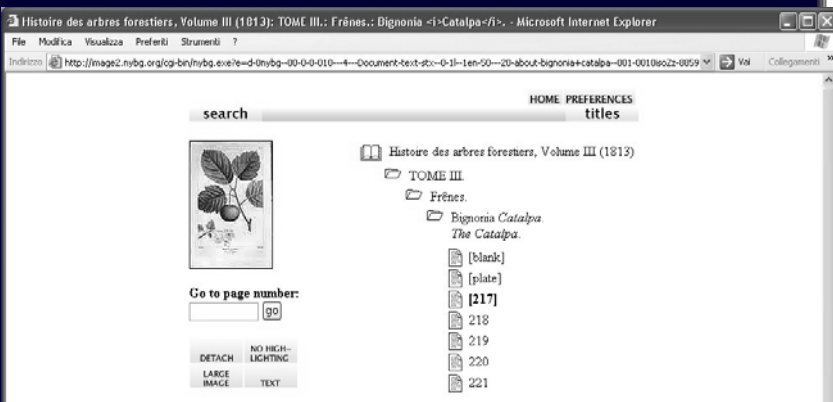
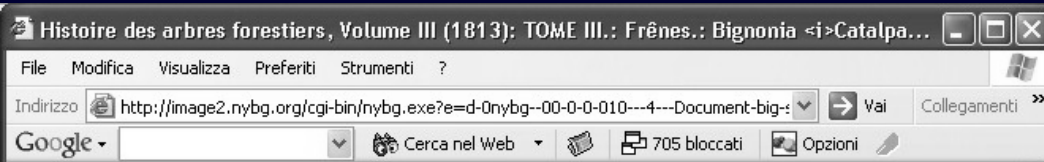
◆ Alcuni esempi

- Archives of Indian Labour
→ <http://www.indialabourarchives.org/>
- Chopin Early Editions
→ <http://chopin.lib.uchicago.edu/>
- Lehigh University Digital Bridges Collection
→ <http://bridges.lib.lehigh.edu/index.html>
- Mirabilia Vicomercati
→ <http://www.mirabiliavicomercati.org/sezioni/006/index.html>
- New York Botanical Garden
→ <http://www.nybg.org/bsci/libr/rolen/page1.html>
- Project Gutenberg
→ <http://public.ibiblio.org/gsdll/cgi-bin/library.cgi?a=p&p=about&c=gberg>
- State Library of Tasmania Sheet Music Collection
→ <http://greenstone.statelibrary.tas.gov.au/>
- Washington Research Library Consortium Special Collections
→ <http://www.aladin.wrlc.org/dl/>

◆ The New Zealand Digital Library

- <http://www.sadl.uleth.ca/nz/cgi-bin/library>

New York Botanical Garden



Chopin Early Editions



[view score](#) [bibliographic description](#)

The University of Chicago
LIBRARY

Chopin Early Editions

HELP PREFERENCES

[search](#) [titles](#) [uniform titles](#) [genres](#) [dedicatees](#)

Adieu à Varsovie : rondeau /

[view score](#) [bibliographic description](#)

Uniform Title: Rondos, piano, op. 1, C minor

Title: Adieu à Varsovie : rondeau /

Title: "Adieu à Varsovie," rondeau in C min. op. 1

Composer: Chopin, Frédéric, 1810-1849.

Composer: Fontana, Julian, 1810-1865.

Publication Info.: London (No. 67, Frith Street, Corner of Soho Square) : Wessel & Co., importers and publishers of foreign music, [ca. 1840] Nouv. éd. corr.

Description: 13 p. of music ; 34 cm.

Notes: composé par Frederic Chopin.

Caption title.

"Edited by I. [i. e. J.] Fontana"--List t.p.

Engraved. Price: 4/.

Also available on the Internet.

Subjects: Rondos (Piano)

Piano music.

Plate No.: W & Co. No. 1423

Plate No.: 1423

URI: <http://pi.lib.uchicago.edu/1001/dig/chopin/124>

Call No.: M25.C54R21 c.1

Page 2

Page 2

Documenti in Greenstone

- ◆ **Documenti strutturati (gerarchia)**
- ◆ **Documenti testuali non strutturati**
- ◆ **Immagini di pagine di documenti**
- ◆ **Immagini di pagine e testo riconosciuto via OCR**
- ◆ **Audio e immagini fotografiche**
- ◆ **Video**
- ◆ **Musica**

Testo strutturato gerarchicamente

- ◆ **Table of contents**
- ◆ **Capitoli sezioni, sottosezioni, etc.**
- ◆ **Esempio: Humanity Development Library**
→ <http://www.nzdl.org/>

Modello documenti gerarchico

Documento

Sezione

Titolo

I metadati possono essere associati ad ogni livello del documento

The screenshot shows a web browser window with the title "Food First Curriculum for Grade 6 Students (FF, 1984, 146 p.) - Microsoft Internet Explorer". The browser's address bar shows the URL: <http://www.sadl.uleth.ca/nz/cgi-bin/library?e=d-000-00---0fml2%2e2--00-0-0-0prompt-10---4-----0-11--1-en-50---20-about>. The browser's navigation bar includes buttons for "Indietro", "Avanti", "Termina", "Aggiorna", "Pagina iniziale", "Cerca", "Preferiti", and "Multimedia". The browser's search bar contains the text "Cerca nel Web" and "703 bloccati".

The main content area displays a document hierarchy for "Food First Curriculum for Grade 6 Students (FF, 1984, 146 p.)". The document is represented by a book icon and a thumbnail image of the curriculum cover. The cover features the title "Food First Curriculum" and the author "by Laurie Rubin". The document is organized into a list of sections, each with a document icon and a title. The sections are:

- (introduction...)
- Acknowledgements
- To Harry Chapin
- Flowers are red
- Foreword
- Introduction
- Unit I - Why do people around the world do things in so many different ways?
- Unit II - Where does our food come from?
- Unit III - How do we get our food?
- Unit IV - Why are people hungry?
- Unit V - Who is hungry in the U.S.A.?
- Unit VI - What can we do?
- Resource guide
- About the institute for food and development policy...
- About the author...

Blue arrows point from the text labels on the left to the corresponding elements in the document hierarchy: "Documento" points to the book icon and title, "Sezione" points to the "Unit II - Where does our food come from?" entry, and "Titolo" points to the "Unit II - Where does our food come from?" title.

Modello documenti gerarchico

Sezione

Sottosezione

File Modifica Visualizza Preferiti Strumenti ?

Indietro Avanti Termina Aggiorna Pagina iniziale Cerca Preferiti Multimedia

Indirizzo <http://www.sadl.uleth.ca/nz/cgi-bin/library?e=d-000-00---0fml2%2e2--00-0-0-0prompt-10---4-----0-11--1-en-50---20-about> Vai

Google Cerca nel Web 703 bloccati Opzioni

HOME HELP PREFERENCES organisations

search titles a-z subjects organisations

Food First Curriculum
by Laurie Rubin

EXPAND TEXT EXPAND CONTENTS
DETACH NO HIGH-LIGHTING

Food First Curriculum for Grade 6 Students (FF, 1984, 146 p.)

Unit III - How do we get our food?

- Introduction
- Activity one - Visit to a supermarket
- Activity two - Processed foods-What's the difference?
- Activity three - What's in the package ?
- Activity four - Petroleum palace restaurant
- Activity five - Food ads-What's in them for me
- Activity six - What path did my food take?

Operazione completata Internet

Testo non strutturato

- ◆ **Testo continuo**
- ◆ **La struttura del documento non è conosciuta dal sistema di biblioteca digitale**
- ◆ **Il Browsing è più difficile in queste condizioni**
- ◆ **Le pagine del documento possono non corrispondere alle pagine fisiche del libro**
- ◆ **Si può avere questa situazione nel caso in cui un libro, un giornale, ecc. sono stati digitalizzati e su di essi è stato fatto OCR**
- ◆ **Esempio: Project Gutenberg Collection**
 - ➔ <http://public.ibiblio.org/gsdll/cgi-bin/library.cgi?a=p&p=about&c=gberg>

Testo non
strutturato

The Abbot's Ghost, Or Maurice Treherne's Temptation _ A Christmas Story: 2 - Microsoft I...

File Modifica Visualizza Preferiti Strumenti ?

Indietro Avanti Termina Aggiorna Pagina iniziale Cerca Preferiti

Indirizzo <http://public.ibiblio.org/gsd/cgi-bin/library?e=d-000-00---0qberg--00-0-0-0prompt-10---> Vai Collegamenti

Google Cerca nel Web 710 bloccati Opzioni

HOME HELP PREFERENCES

search titles a-z authors a-z

**The Abbot's Ghost, Or
Maurice Treherne's
Temptation _ A
Christmas Story
by Barnard, A. M.**

page 2 (39 pages)

1 go to page 3

EXPAND TEXT DETACH

NO HIGH-LIGHTING

"It was General Snowdon and his charming wife. Maurice Treherne came while we were out, and I've not seen him yet, poor fellow!"

"Aye, you may well say that; his is a hard case, if what I heard is true. I'm not booked up in the matter, and I should be, lest I make some blunder here, so tell me how things stand, Major. We've a good half hour before dinner. Sir Jasper is never punctual."

"Yes, you've a right to know, if you are going to try your fortune with Octavia."

The major marched through the three drawing rooms to see that no inquisitive servant was eavesdropping, and, finding all deserted, he resumed his place, while young Annon lounged on a couch as he listened with intense interest to the major's story.

"You know it was supposed that old Sir Jasper, being a bachelor, would leave his fortune to his two nephews. But he was an oddity, and as the title must go to young Jasper by right, the old man said Maurice should have the money. He was poor, young Jasper rich, and it seemed but just, though Madame Mère was very angry when she learned how the will was made."

"But Maurice didn't get the fortune. How was that?"

Internet

Immagini di pagine di documenti

- ◆ **Immagini digitalizzate delle pagine dei documenti**
- ◆ **Accuratezza nel contenuto**
 - OCR è soggetto ad errori
 - È difficile replicare precisamente il formato di presentazione (layout) dell'originale
- ◆ **Maggiori occupazioni di spazio disco**
 - Una immagine digitalizzata richiede circa 20 volte lo spazio disco di una pagina di testo
- ◆ **Richiede maggior tempo per scaricare una pagina dal web**
- ◆ **È necessario fornire una descrizione testuale del documento per la ricerca**
- ◆ **È difficile evidenziare i termini della ricerca sull'immagine**

Immagini delle pagine e Testo estratto

- ◆ Vengono fornite sia le immagini delle pagine che il testo estratto con l'OCR
- ◆ La ricerca dei documenti viene effettuata usando il testo estratto
- ◆ Vengono visualizzate sia l'immagine della pagina che il testo estratto
- ◆ Esempio: Maori Newspaper Collection
 - <http://www.sadl.uleth.ca/nz/cgi-bin/niupepalibrary?e=d-0niupepa--00-0-0-010--4----full---0-1l--1-it-50---20-about---00001-001-0utfZz-8-0&a=p&p=about>

N. 2: 3 - Microsoft Internet Explorer

File Modifica Visualizza Preferiti Strumenti ?

Indirizzo http://www.sadl.uleth.ca/nz/cgi-bin/niupepalibrary?e=d-Oniuepa--00-0-0-010

PAGINA PRINCIPALE

cerca serie

N. 2
15 Marzo 1861

pagina 3 (12 pagine)

vai a pagina

FULLSIZE IMAGE PREVIEW IMAGE NUOVA FINESTRA

NON EVIDENZIARE



MANUHIRI

Maori

"Kia Whakakotahitia"

the Rev Mr. Buller, the Rev Mr. Stack, the Resident Magistrate, Treasurer, Captain Scott J. Brittain, Esq, a ad other gentlemen in the of the Province , and in the civilisation and advancement subjects, occupied, the platform. The Town Hall was filled with about forty five Maories present, of whom many were chiefs

The proceedings commenced by the Deputy Superintendent to the Maories which was interpreted Para, graph by paragraph by Rangiora, to the following effect

Welcome, my Maori friends I bid you welcome in the name of Canterbury. I am glad to see you here the more so because it that I have called this meeting, in order that you may have an expressing your loyalty to our Queen, and your friendly feeling

It is a grievous thing to see the Maori and the white man at wars had ceased in these islands and that there would have been the two races. But, alas it is not so.

It is not for me to enter upon the causes of the disputes which native tribes in the Northern Island to rebel against the sovereign course cannot but result in the ruin. of those who have been so

Your presence here today shows that you have no sympathy have done well in coming here, to shake hands with the Pakeha that you have no bad feelings in your hearts towards them, and

N. 2: 3 - Microsoft Internet Explorer

File Modifica Visualizza Preferiti Strumenti ?

Indirizzo http://www.sadl.uleth.ca/nz/cgi-bin/niupepalibrary?e=d-Oniuepa--00-0-0-010

PAGINA PRINCIPALE AIUTO IMPOSTAZIONI NZDL

cerca serie date

N. 2
15 Marzo 1861

pagina 3 (12 pagine)

vai a pagina

TEXT PREVIEW IMAGE NUOVA FINESTRA



MANUHIRI TUARANGI

AND

Maori Intelligencer.

"Kia Whakakotahitia te Maori me te Pakeha."

TE MANUHIRI TUARANGI AND MAORI INTELLIGENCER. 3

the Rev. Mr. Buller, the Rev. Mr. Stack, the Resident Magistrate, the Provincial Treasurer, Captain Scott, J. Brittain, Esq., and other gentlemen taking prominent interest in the progress of the Province, and in the civilization and advancement of their Maori fellow-subjects, occupied the platform. The Town Hall was filled with spectators. There were about forty-five Maories present, of whom many were chiefs.

The proceedings commenced by the Deputy Superintendent reading an address to the Maories, which was interpreted paragraph by paragraph by the Rev. J. W. Stack of Rangiora, to the following effect:—

Welcome, my Maori friends! I bid you welcome in the name of the Pakehas of Canterbury!

Pura (Minita), ko Te Taka (Minita), ko te Kai-whakawa, ko Te Mahimana, ko Kapene Kote, ko Te Pirirani, me etahi atu, ko nga tangata whakahaere tikanga o taua whenua, ko nga tangata e rapu whakaaro ana mo te Maori kia tupu haere ia i runga i te pai. Kapi tonu te whare i nga Pakeha me nga Maori, kei te whakarongo. Huihuia katoatia nga Maori, e wha tekau ma rima, he rangatira te nuinga.

Timataia ana te korero e Te Pouene, ko Te Taka te kai-whakamaori. Tenei ianei tana korero:—

Tena koutou, e aku hoa Maori. Ka aroha atu ahau, me matou katoa nga Pakeha o Katapere, ki a koutou.

Hari ana taku ngakau, mo koutou ka kitea mai, ina hoki, na koutou ake te whakaaaro i karangatia ai e ahau tenei runanga. kia

Altri tipi di documenti

◆ Audio ed immagini fotografiche

- Esempio: Oral History Collection, Mirabilia Vicomercati
 - <http://www.sadl.uleth.ca/nz/cgi-bin/library?a=p&p=about&c=ohist>
 - <http://www.mirabiliavicomercati.org/gsdll/cgi-bin/library?a=p&p=about&c=Foto&l=it>

◆ Video

- Esempio: Music Video Collection
 - <http://www.sadl.uleth.ca/nz/cgi-bin/library?a=p&p=about&c=musvid>

◆ Musica

- Varie rappresentazioni: spartiti, MIDI, musica sintetizzata, ecc.
- Esempio: Music Digital Library
 - <http://www.sadl.uleth.ca/nz/cgi-bin/music/musiclibrary>

◆ Lingue multiple

- Interfaccia e documenti
- Esempio: Arabic Collection
 - <http://www.sadl.uleth.ca/nz/cgi-bin/library?a=p&p=about&c=arabic&l=ar&nw=windows-1256>

Audio

"Friday night was a big night in Hamilton" : the Golden Mile during the 1940s: Memories o...

File Modifica Visualizza Preferiti Strumenti ?

Indirizzo <http://www.sadl.uleth.ca/nz/cgi-bin/library?e=d-000-00---0ohist--00-0-0-0prompt-10---4-> Vai Collegamenti >>

HOME HELP PREFERENCES

search titles a-z authors a-z

DETACH NO HIGH-LIGHTING

EXPAND TEXT

"Friday night was a big night in Hamilton" : the Golden Mile during the 1940s

- Background
- Location
- Homelife
- Entertainment
- Education
- Memories of WWII**
- Education
- Employment
- Entertainment
- Fashion
- Awareness of local events
- Hamilton

Memories of WWII

Remembers Patriotic Hut in Garden Place, patriotic parades, end of the war,

"That was a day everyone went absolutely mad... all the teachers went mad and everybody sort of zigzagged or lacongad or something... down from the school, down Ward Street and right down into town, everybody got lost. I think it was one day we were allowed just to do as we liked"

Internet

Immagini

Mirabilia Vicomercati - Archivi - Archivio Fotografico - Microsoft Internet Explorer

File Modifica Visualizza Preferiti Strumenti ?

Indirizzo <http://www.mirabiliavicomercati.org/gsdll/cgi-bin/library?e=d-000-00---0Foto--00-0-0-0prompt-10> Vai Collegamenti >>

Mirabilia Vicomercati


Archivi

Archivio Fotografico PAGINA PRINCIPALE AIUTO IMPOSTAZIONI

titoli

cerca titoli autori soggetti persone date

[A](#) [B](#) [C](#) [D](#) [E](#) [F](#) [G](#) [I](#) [L](#) [M](#) [N](#) [O](#) [P](#) [R](#) [S](#) [T](#) [U](#) [V](#)

 *Abitazioni della casa a corte di Via San Gerolamo*

 *Abitazioni della casa a corte di Via San Gerolamo*

 *Abitazioni della casa a corte di Via San Gerolamo*

 *Abside della Chiesa di Santo Stefano*

 *Abside della Chiesa di Santo Stefano*

 *Abside della Chiesa di Santo Stefano*

 *Abside della Chiesa di Santo Stefano*

 *Abside della Chiesa di Santo Stefano*

Internet

Musica

Search page - Microsoft Internet Explorer

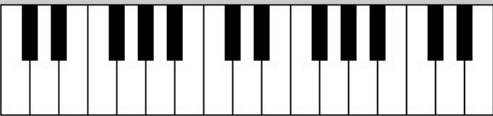
Indirizzo <http://www.sadl.uleth.ca/nz/cgi-bin/music/musiclibrary?e=p-dp-or-000-00---0folkfull--00-0-c>

HOME HELP PREFERENCES

folkfull **search**


search titles a-z browse

Symbolic Input Raw Audio Input



Add a rest

Duration



Information: Ready to record

Begin Search

Titles A-Z - Microsoft Internet Explorer

Indirizzo <http://www.sadl.uleth.ca/nz/cgi-bin/music/musiclibrary?e=d-dp-or-000-00---0folkfull--00-0-c>

HOME HELP PREFERENCES


folkfull **titles a-z**

search titles a-z browse

A B C D E F G H I J K L M N O P Q R S T U V W X Y Z - Y 0-9

- ▶ A A A DER WINTER DER IST DA
- ▶ ABDUL ABULBUL AMEER
- ▶ A-Beggin' I Will Go
- ▶ ABEND SINKT STILL AUF DIE FLUR
- ▶ ABEND WIRD ES WIEDER
- ▶ Abendlied
- ▶ Abendlust
- ▶ Abendlust
- ▶ Abendreihen
- ▶ Abendreihen
- ▶ Abendreihen
- ▶ Abendreihen
- ▶ Abendreihen mit Kranzsingen
- ▶ Aber Montag, da ist a Knoedtag, - wens nur all Tag Montag Knoedtag waere
- ▶ Abfertigung
- ▶ Abgewiesene Freier (Drei Gesellen) - Es war'n mal drei junge Gesellen

Audio Playback: Abendlust - Microsoft Internet Explorer



▶ ■ 🎵 📄 📁

Applet melderxout started

Internet

Metadati

- ◆ Forniscono informazioni relative ai documenti per facilitarne la ricerca e l'accesso
- ◆ Metadati estratti automaticamente e metadati inseriti manualmente
- ◆ Utilizzo sia di metadati standard che definiti dall'utente
- ◆ I valori dei metadati possono essere strutturati

Esempi di metadati

◆ Metadati bibliografici convenzionali

- Title
- Author
- Date
- Publication
- Volume Number
- Issue Number
- Page Numbers

◆ MARC

◆ Dublin Core

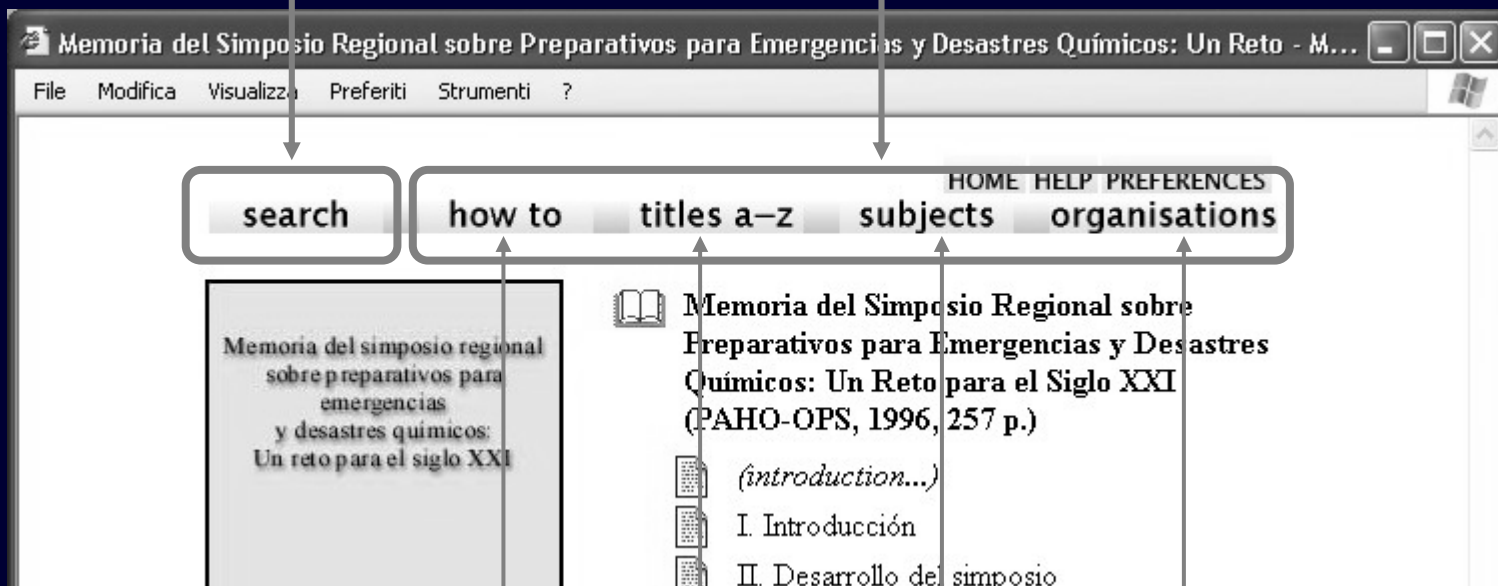
Sommario

- ◆ Esempi di Biblioteche Digitali basate su Greenstone
- ➔ ◆ **Modalità di ricerca e di browsing in Greenstone**
- ◆ Come creare una collezione di documenti
- ◆ Come funziona Greenstone
- ◆ Come personalizzare una collezione di documenti

Searching e browsing

Searching

Browsing basato sull'uso dei metadati



Ad hoc

Titolo

Soggetto

Organizzazione

Dublin Core

Searching

- ◆ **Tipi di interrogazioni (query) in Greenstone**
- ◆ **Case-folding e stemming**
- ◆ **Ricerca di frasi**
- ◆ **Diverse interfacce di interrogazione**

Tipi di interrogazioni

◆ Interrogazioni booleane

- Combina i termini dell'interrogazione con AND, OR, e NOT
- Corrispondenza esatta tra interrogazione e documenti trovati

◆ Boolean Queries

- Ad esempio trova tutti i documenti che parlano dell'Italia, che parlano dell'italia e di ambiente, dell'Italia ma non di ambiente
- Search "Italy", "Italy & Environment", "Italy !Environment"
- Exact match

◆ Interrogazioni con ordinamento dei risultati in base alla loro rilevanza (ranking)

- List di termini da trovare
- Corrispondenza non esatta tra interrogazione e documenti ritrovati (ad es. i documenti non contengono tutti i termini specificati)
- Ordinamento dei risultati in base alla loro rilevanza.
- Provare le stesse query "Italy Environment"

Case Folding e Stemming

◆ Case folding

- Maiuscole e minuscole trattate allo stesso modo
- Non è rilevante per alcune lingue

◆ Stemming

- Riduce una parola alla sua radice (ad es. plurale → singolare, riduzione dei verbi all'infinito, ecc.)

◆ Non è appropriata per tutte le parti del documento

◆ Dipendente dalla lingua

Ricerca di frasi

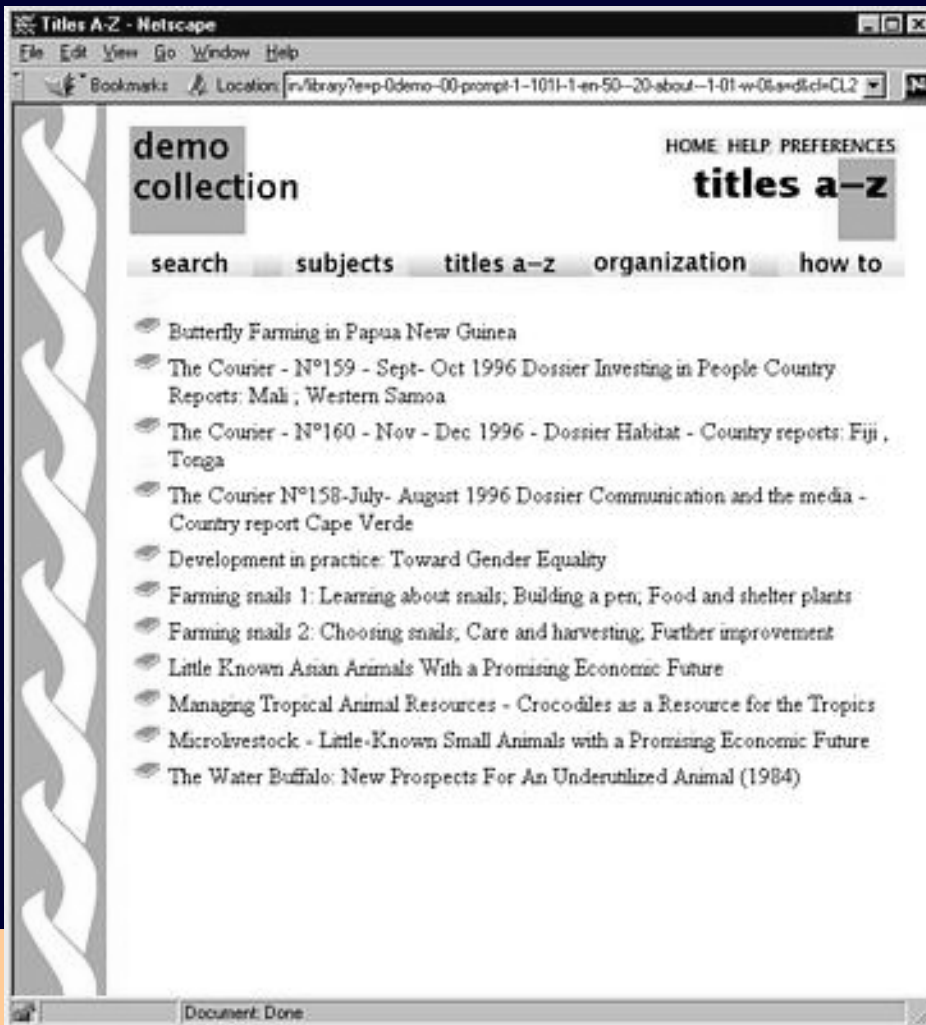
- ◆ **Ricerca di un gruppo di parole contigue**
- ◆ **Due diverse modalità di ricerca di frasi:**
 - **Postretrieval scan**
 - **Ricerca i documenti che contengono tutte le parole della frase**
 - **Determina se i termini sono consecutivi analizzando i documenti ritrovati**
 - **Richiede lo stesso indice usato per la ricerca delle parole singole, ma le ricerche possono essere lente**
 - **Word-level index**
 - **Viene effettuata la ricerca della frase utilizzando un indice specifico che contiene informazioni sulla posizione di ogni parola all'interno di ogni documento**
 - **Questi indici permettono di determinare se due termini sono consecutivi senza accedere al documento**
 - **Gli indici sono più grandi di quelli usati per la ricerca di singoli termini, ma la ricerca di frasi risulta più veloce**

Diverse interfacce di interrogazione

- ◆ **Ranked o booleana**
- ◆ **Fielded o non-fielded**
- ◆ **Case-folding and/or stemming**
- ◆ **Ranked o con lista dei risultati in ordine naturale**
- ◆ **Possibilità di usare una search history**
- ◆ **Attivazione delle diverse opzioni tramite l'uso delle preferenze**

Browsing

- ◆ Basato sui metadati associati ai documenti
- ◆ Browsing di liste alfabetiche (ad es. Titoli, soggetti, ecc.)



Titles A-Z - Netscape

File Edit View Go Window Help

Bookmarks Location [n:/library?e=p-0demo-00-prompt-1-1011-1-en-50-20-about-1-01-w-06.s+d&ci=CL2]

demo collection

HOME HELP PREFERENCES

titles a-z

search subjects titles a-z organization how to

- Butterfly Farming in Papua New Guinea
- The Courier - N°159 - Sept- Oct 1996 Dossier Investing in People Country Reports: Mali ; Western Samoa
- The Courier - N°160 - Nov - Dec 1996 - Dossier Habitat - Country reports: Fiji , Tonga
- The Courier N°158-July- August 1996 Dossier Communication and the media - Country report Cape Verde
- Development in practice: Toward Gender Equality
- Farming snails 1: Learning about snails; Building a pen; Food and shelter plants
- Farming snails 2: Choosing snails; Care and harvesting; Further improvement
- Little Known Asian Animals With a Promising Economic Future
- Managing Tropical Animal Resources - Crocodiles as a Resource for the Tropics
- Microlivestock - Little-Known Small Animals with a Promising Economic Future
- The Water Buffalo: New Prospects For An Underutilized Animal (1984)

Document: Done



Titles A-Z - Netscape

File Edit View Go Communicator Help

Humanity Development Library 2.0

for sustainable development and basic human needs

HOME HELP PREFERENCES

titles a-z

search subjects titles a-z organization how to

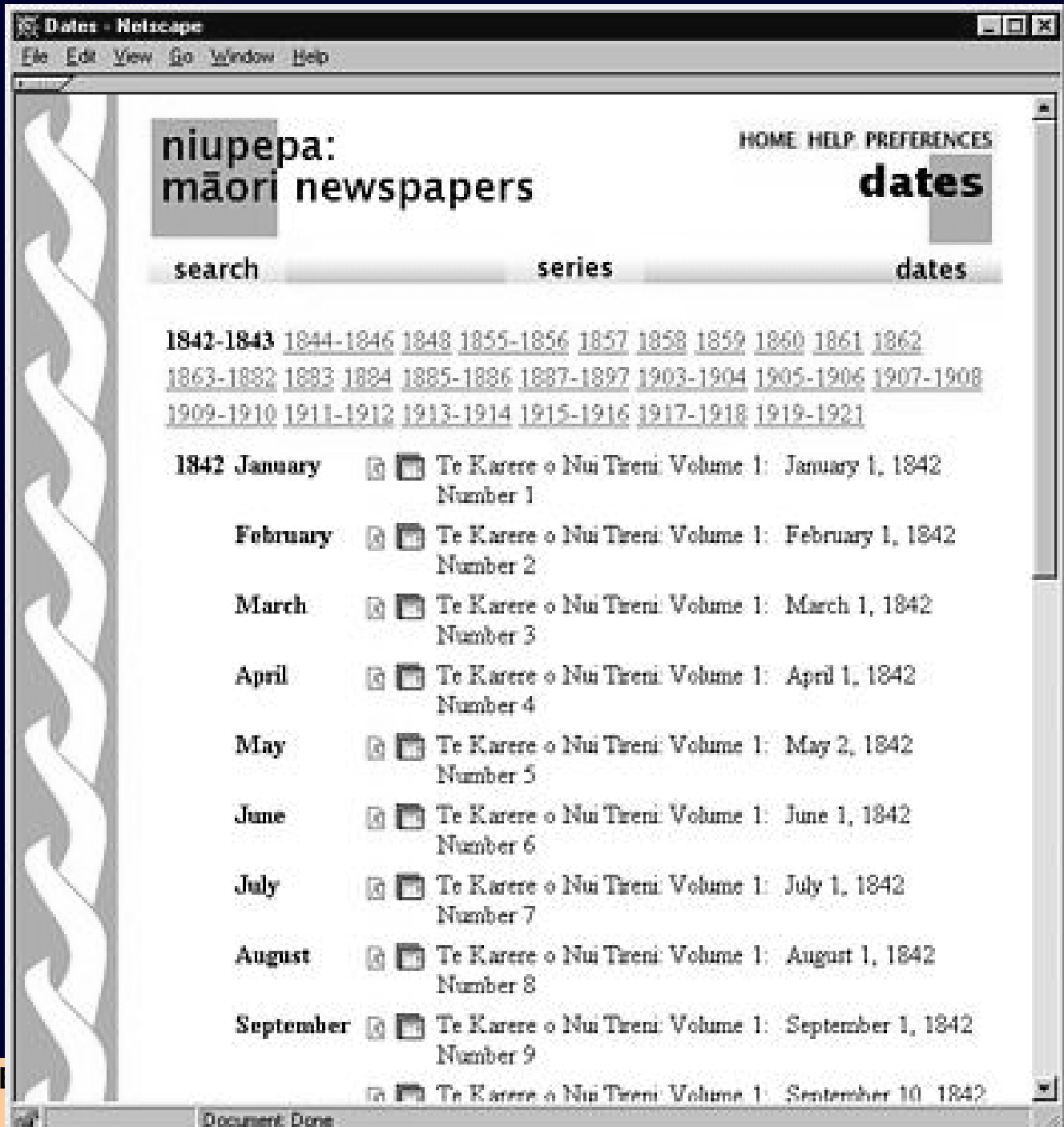
A B C D E F G H I J L M N O P Q R S T U V W X Y 0-9 [Magazines](#)

- About the International institute of rural reconstruction
- Above and beyond
- Abstracts on sustainable agriculture 1992 Gate- GTZ
- Access to archival records: A review of current issues: A RAMP study
- Accounting for the microbusiness a teaching manual - A Handbook for Volunteers
- African agriculture: The critical choices
- Agribusiness in India: Lessons and visions (1996)
- Agricultural development workers training manual - Volume III Crops
- Agricultural development workers training manual: Volume I Orientation for Trainers
- Agricultural development workers training manual: Volume II Extension Skills
- Agricultural development workers training manual: Volume IV Livestock
- Agricultural Expansion and Pioneer Settlements in the Humid Tropics (1988)
- Agricultural extension
- Agricultural Extension: Guidelines for extension workers in rural areas
- Agricultural policy in India: need for a fresh look (1992)
- Agriculture and rural development in the 1990's and beyond: redesigning the chemistry between state and institutions of development (1992)
- Agro-forestry in the African Humid Tropics (1982)

Document: Done

Browsing

◆ Browsing per data



The screenshot shows a Netscape browser window with the address bar containing 'niupepa: māori newspapers'. The page title is 'niupepa: māori newspapers' and the logo 'dates' is visible in the top right corner. The navigation menu includes 'search', 'series', and 'dates'. The main content area displays a list of newspaper series by year, with the year 1842 selected. Below this, a detailed list of issues for 1842 is shown, including the month, issue number, and the title 'Te Karere o Nui Tirenī Volume 1'.

niupepa: māori newspapers

HOME HELP PREFERENCES

dates

search series dates

[1841-1843](#) [1844-1846](#) [1848](#) [1855-1856](#) [1857](#) [1858](#) [1859](#) [1860](#) [1861](#) [1862](#)
[1863-1882](#) [1883](#) [1884](#) [1885-1886](#) [1887-1897](#) [1903-1904](#) [1905-1906](#) [1907-1908](#)
[1909-1910](#) [1911-1912](#) [1913-1914](#) [1915-1916](#) [1917-1918](#) [1919-1921](#)

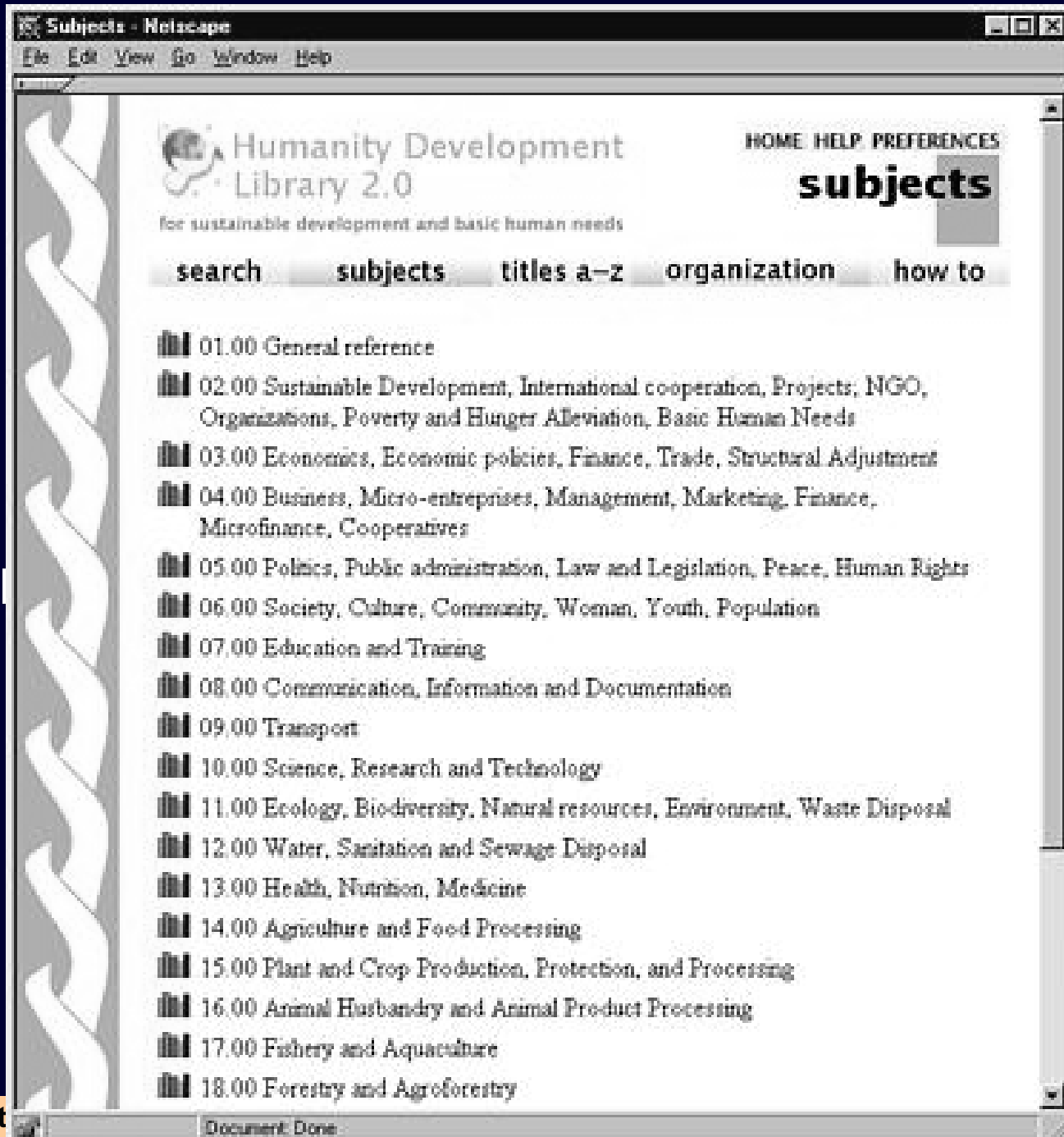
1842 [January](#) [February](#) [March](#) [April](#) [May](#) [June](#) [July](#) [August](#) [September](#)

[Te Karere o Nui Tirenī Volume 1: January 1, 1842 Number 1](#)
[Te Karere o Nui Tirenī Volume 1: February 1, 1842 Number 2](#)
[Te Karere o Nui Tirenī Volume 1: March 1, 1842 Number 3](#)
[Te Karere o Nui Tirenī Volume 1: April 1, 1842 Number 4](#)
[Te Karere o Nui Tirenī Volume 1: May 2, 1842 Number 5](#)
[Te Karere o Nui Tirenī Volume 1: June 1, 1842 Number 6](#)
[Te Karere o Nui Tirenī Volume 1: July 1, 1842 Number 7](#)
[Te Karere o Nui Tirenī Volume 1: August 1, 1842 Number 8](#)
[Te Karere o Nui Tirenī Volume 1: September 1, 1842 Number 9](#)
[Te Karere o Nui Tirenī Volume 1: September 10, 1842](#)

Document Done

Browsing

- ◆ Browsing basato su strutture gerarchiche di classificazione
- ◆ Ad es. in figura viene mostrato il primo livello di subject



Subjects - Netscape
File Edit View Go Window Help

Humanity Development Library 2.0
for sustainable development and basic human needs

HOME HELP PREFERENCES
subjects

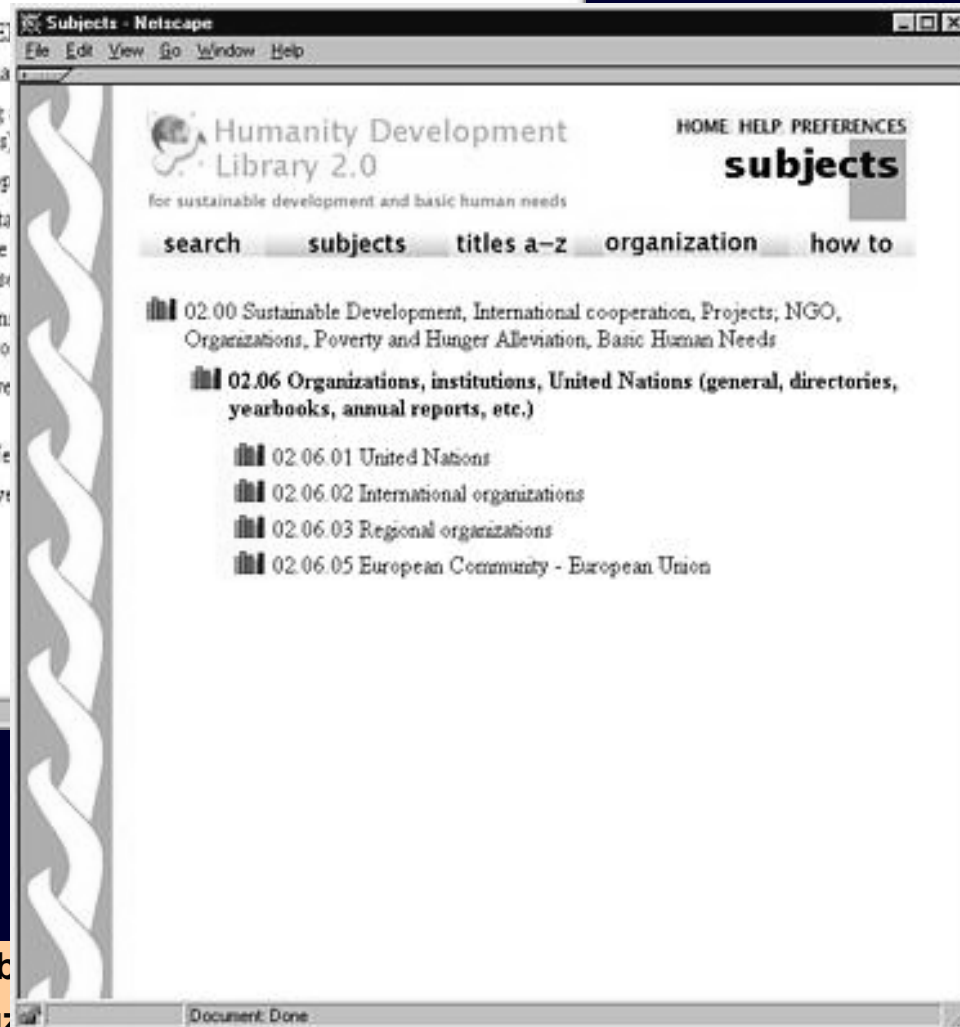
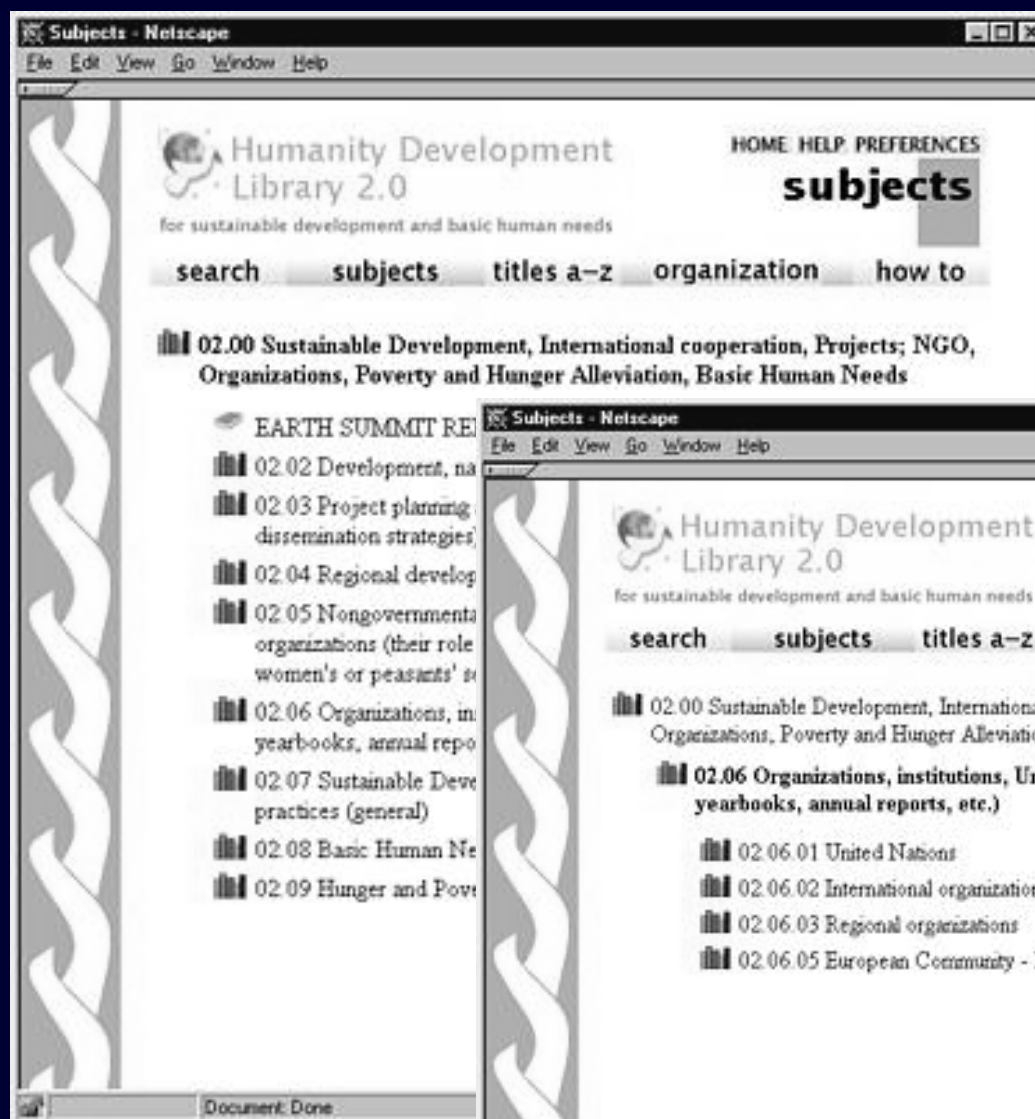
search subjects titles a-z organization how to

- 01.00 General reference
- 02.00 Sustainable Development, International cooperation, Projects, NGO, Organizations, Poverty and Hunger Alleviation, Basic Human Needs
- 03.00 Economics, Economic policies, Finance, Trade, Structural Adjustment
- 04.00 Business, Micro-entreprises, Management, Marketing, Finance, Microfinance, Cooperatives
- 05.00 Politics, Public administration, Law and Legislation, Peace, Human Rights
- 06.00 Society, Culture, Community, Woman, Youth, Population
- 07.00 Education and Training
- 08.00 Communication, Information and Documentation
- 09.00 Transport
- 10.00 Science, Research and Technology
- 11.00 Ecology, Bio-diversity, Natural resources, Environment, Waste Disposal
- 12.00 Water, Sanitation and Sewage Disposal
- 13.00 Health, Nutrition, Medicine
- 14.00 Agriculture and Food Processing
- 15.00 Plant and Crop Production, Protection, and Processing
- 16.00 Animal Husbandry and Animal Product Processing
- 17.00 Fishery and Aquaculture
- 18.00 Forestry and Agroforestry

Edit Document Done

Browsing

- ◆ Nelle due figure accanto vengono mostrati i due livelli successivi per subject



Browsing su frasi

- ◆ **Associare metadati strutturati per la classificazione può essere molto oneroso. Se questa informazione non è disponibile, in Greenstone può essere utilizzato il browsing su frasi presenti nel documento**
- ◆ **Frase: una sequenza di parole che appaiono più di una volta nella collezione**
- ◆ **L'estrazione avviene automaticamente**
- ◆ **Key phrases**
- ◆ **Browser di frasi**
 - Le frasi sono organizzate gerarchicamente
 - Ordinate per documento e per frequenza all'interno della collezione
 - Le foglie di questa gerarchia sono i documenti
- ◆ **Esempi: FAO Collection, The Complete Works of Shakespeare**
 - ➔ <http://www.sadl.uleth.ca/nz/cgi-bin/library?a=p&p=about&c=fi1998>
 - ➔ <http://www.sadl.uleth.ca/nz/cgi-bin/library?a=p&p=about&c=allshake>

Search frasi che contengono la parola "locust"

Vengono visualizzate le frasi con informazioni sul numero di documenti

Seleziono una delle frasi ("desert locust") e trovo tutte le frasi che la contengono

phind classifier demo

HOME HELP PREFERENCES

topics

search titles a-z language topics

Search for Previous Next

locust (first 10 of 102 phrases)

	docs	freq
Desert locust	719	1787
locust numbers	127	285
migratory locust	89	192
locust operations	84	112
locust infestations	84	110
locust situation	66	94
locust damage	50	85
locust control	45	84
locust infestation	46	76
forecast locust	25	59
Get more phrases		

Desert locust (first 10 of 102 phrases)

	docs	freq
Desert locust situation	140	188
Desert locust adults	99	153
solitary Desert locust	60	112
Desert locust activity	75	103
Desert locust infestations	60	86
Desert locust control	41	59
Desert locust breeding	39	49
FAO Desert locust	44	45
Isolated Desert locust	22	40
Desert locust Bulletin	32	38
Get more phrases		

testTopicpage - Netscape
File Edit View Go Window Help

phind classifier demo

HOME HELP PREFERENCES

topics

search titles a-z language topics

Search for locust Previous Next

locust (first 10 of 102 phrases)

	docs	freq
Desert locust	719	1767
locust numbers	127	285
migratory locust	89	192
locust operations	84	112
locust infestations	64	110
locust situation	66	94
locust damage	50	85
locust control	45	84
locust infestation	46	76
forecast locust	25	59
Get more phrases		

Desert locust (first 10 of 82 phrases, first 10 of 719 documents)

	docs	freq
Desert locust control	41	59
Desert locust breeding	39	49
FAO Desert locust	44	45
isolated Desert locust	22	40
Desert locust Bulletin	32	38
Get more phrases		
Desert Locust Information Service of FAO: Locust FAQs		38
LOCUST CONTROL SITUATION: MEASURES TAKEN AND FURTHER ACTION REQUIRED		20
Desert Locust Information Service of FAO: Locust books		20
FAO - COMMITTEE ON AGRICULTURE		15
PROGRAMME of WORK and BUDGET 30th Session of the Conference		13


Scendendo nella gerarchia di frasi posso arrivare a documenti che contengono la frase

Quindi posso
visualizzare il
documento

testTopicpage - Netscape
File Edit View Go Window Help

HOME HELP PREFERENCES

search titles a-z language topics

 DESERT LOCUST INFORMATION SERVICE
of the MIGRATORY PESTS GROUP

Locust Mapper News Archives Plagues Activities Books FAQ

Frequently Asked Questions (FAQs) about Desert Locusts

- [What is the difference between locusts and grasshoppers?](#)
- [What is a Desert Locust?](#)
- [What countries are affected by the Desert Locust?](#)
- [Do Desert Locust plagues occur with any regularity?](#)
- [How long does a Desert Locust live?](#)
- [How many eggs does a Desert Locust female produce?](#)
- [How far and how fast can Desert Locusts migrate?](#)
- [How big are swarms and how many locusts are there in a swarm?](#)
- [What percentage of the Desert Locust's exoskeleton is chitin?](#)
- [How much food can a Desert Locust eat?](#)
- [What is the relationship between locusts and ecology?](#)
- [Why do locusts change their behaviour?](#)
- [Are there other important species of locusts?](#)
- [Can locusts hurt humans?](#)
- [How can locusts be controlled?](#)
- [Who carries out locust control operations?](#)
- [Are there any non-chemical ways to kill locusts?](#)
- [Can locusts be detected by satellites?](#)
- [Why are Desert Locust so difficult to control?](#)
- [Do people really eat locusts?](#)
- [What is a Desert Locust composed of?](#)

Document Done

Riferimenti

- ◆ **Ian Witten, David Bainbridge, “How to Build a Digital Library”, Morgan Kaufmann Publishers, Capitolo 3**

Sommario

- ◆ Esempi di Biblioteche Digitali basate su Greenstone
- ◆ Modalità di ricerca e di browsing in Greenstone
- ➔ ◆ **Come creare una collezione di documenti**
- ◆ Come funziona Greenstone
- ◆ Come personalizzare una collezione di documenti

Strumenti per creare una collezione

◆ Collector

- Interfaccia Web per la creazione delle collezioni di documenti
- Offre la maggior parte delle funzionalità disponibili
- Poco adatto se si vogliono eseguire solo alcune funzioni (ad es. rigenerare gli indici)

◆ Creazione manuale

- Richiede una conoscenza approfondita del funzionamento del sistema
- Funziona solo in locale

◆ Uso della Librarian Interface

- Funziona in locale
- Interfaccia per creare nuovi valori di metadati

Il “Collector” di Greenstone

- ◆ **Il Collector permette di**
 - Creare una nuova collezione di documenti
 - Modificare o aggiungere documenti ad una collezione esistente
 - Cancellare una collezione

Come avviare il Collector

- ◆ **Click sul link del Collector dalla home page di Greenstone creata dopo l'installazione**
- ◆ **Log in**
 - Quando Greenstone è stato installato, è stato creato un login ***admin*** con una password scelta durante l'installazione
- ◆ **Il Collector utilizza una interfaccia web standard**

La home page del collector

The screenshot shows a Microsoft Internet Explorer browser window. The address bar contains the URL: `http://127.1.0.0/gsd?e=p-0-00---00-0-0-0prompt-10---4-----0-1l-1-en-50---20-home---00031-001-1-0utfz-8-008`. The browser's menu bar includes File, Modifica, Visualizza, Preferiti, and Strumenti. The toolbar contains navigation buttons: Indietro, Avanti, Termina, Aggiorna, Pagina iniziale, Cerca, Preferiti, Multimedia, and Cronologia. The page content features a decorative vertical border on the left with a white wavy pattern on a grey background. In the top right corner, there is a 'HOME' link and the text 'The collector' in a bold, black font. Below this, the main heading 'The Collector' is centered. A quote follows: *The pen is mightier than the sword! Building and distributing information collections carries responsibilities that you may want to reflect on before you begin. There are legal issues of copyright: being able to access documents doesn't mean you can necessarily give them to others. There are social issues: collections should respect the customs of the community out of which the documents arise. And there are ethical issues: some things simply should not be made available to others. Be sensitive to the power of information and use it wisely.* Below the quote, a paragraph explains the tool's purpose: 'The Collector helps you to create new collections, modify or add to existing ones, or delete collections. To do this you will be guided through a sequence of Web pages which request the information that is needed.' This is followed by a question: 'First, you must decide whether to' and two radio button options: 'create a new collection' (selected) and 'work with an existing one, adding data to it or deleting it.' Another paragraph discusses security: 'In order to build or modify digital library collections you must sign in. This is to protect you from others logging in to your computer and altering the information on it. Note: for security reasons you will be automatically logged out once a 30 minute period has elapsed since you logged in. If this happens, don't worry! -- you will be invited to log in again and can continue from where you left off.' At the bottom, there is a sign-in form with fields for 'username' (containing 'admin') and 'password' (masked with dots), and a 'sign in' button. The browser's status bar at the bottom shows 'Operazione completata' and 'Internet'.

HOME
The collector

The Collector

*The pen is mightier than the sword!
Building and distributing information collections carries responsibilities that you may want to reflect on before you begin. There are legal issues of copyright: being able to access documents doesn't mean you can necessarily give them to others. There are social issues: collections should respect the customs of the community out of which the documents arise. And there are ethical issues: some things simply should not be made available to others. Be sensitive to the power of information and use it wisely.*

The Collector helps you to create new collections, modify or add to existing ones, or delete collections. To do this you will be guided through a sequence of Web pages which request the information that is needed.

First, you must decide whether to

- create a new collection
- work with an existing one, adding data to it or deleting it.

In order to build or modify digital library collections you must sign in. This is to protect you from others logging in to your computer and altering the information on it. Note: for security reasons you will be automatically logged out once a 30 minute period has elapsed since you logged in. If this happens, don't worry! -- you will be invited to log in again and can continue from where you left off.

Please enter your Greenstone username and password, and click the button to sign in.

username

password

Operazione completata Internet


Creazione di una nuova collezione

- ◆ **Il compito principale del Collector è quello di creare una nuova collezione**
- ◆ **La struttura della collezione viene determinata quando la collezione viene definita per la prima volta**
- ◆ **Il modo più semplice di operare consiste nel copiare la struttura di una collezione esistente e di modificarla a seconda delle proprie esigenze**

Passi per la costruzione della collezione

- 1. Informazioni generali sulla collezione**
- 2. Specifica dei documenti da inserire**
- 3. Configurazione**
- 4. Costruzione**
- 5. Visualizzazione della collezione**

Passi per la costruzione della collezione



- Informazioni generali sulla collezione
- Specifica dei documenti da inserire
- Configurazione
- Costruzione
- Visualizzazione della collezione

1. Informazioni generali sulla collezione

- ◆ **Specifica un nome per la collezione e fornisce informaizone associata alla collezione**
 - **Title**
 - ➔ **Breve frase utilizzata per identificare la collezione all'interno della Biblioteca Digitale**
 - **Contact e-mail address**
 - **Breve descrizione**
 - ➔ **Indica le caratteristiche della collezione ed I principi che definiscono cosa è incluso nella collezione**

Inserimento informazioni sulla collezione

The screenshot shows a web browser window with the address bar containing a URL. The page title is "HOME The collector". The main heading is "Collection information".

When creating a new collection you need to enter some preliminary information about the source data. This process is structured as a series of Web pages, overseen by The Collector. The bar at the bottom of the page shows you the sequence of pages to be completed.

Title for collection:

The collection title is a short phrase used throughout the digital library to identify the content of the collection. Example titles include "Computer Science Technical Reports" and "Humanity Development Library."

Contact email address:

This email address specifies the first point of contact for the collection. If the Greenstone software detects a problem, a diagnostic report is sent to this address. Enter an email address in its full form: name@domain.

About this collection:


This is a statement describing the principles governing what is included in the collection. It appears on the first page when the collection is presented.

Your position in the sequence is indicated by an arrow underneath--in this case, the "collection information" stage. To proceed, click the green "source data" button.

collection information ▶ source data ▶ configure collection ▶ build collection ▶ view collection

Operazione completata Internet

Passi per la costruzione della collezione



- Informazioni generali sulla collezione
- Specifica dei documenti da inserire
- Configurazione
- Costruzione
- Visualizzazione della collezione

2. Documenti da inserire nella collezione

- ◆ **Specifica dove si trovano I documenti da inserire**
- ◆ **Specifica delle sorgenti**
 - *file://*
 - *http://*
 - *ftp://*

file://

- ◆ **File name sul Greenstone server system**
 - Il file sarà incluso nella collezione

- ◆ **Directory name sul server Greenstone**
 - Tutti I documenti che si trovano nella directory e tutte le sottodirectory verranno incluse

http://

◆ **Web page**

- La web page verrà scaricata
- Tutte le pagine alle quali la pagina punta e che si trovano sullo stesso sito verranno scaricate

◆ **URL che punta ad una lista di files**

- Tutto quello che si trova nel folder e nei suoi sotto-folder sarà incluso nella collezione

ftp://

- ◆ **File verrà scaricato usando FTP**
- ◆ **Directory name sul server FTP**
 - Tutto quello che si trova nel folder e nei suoi sotto-folder sarà incluso nella collezione

Dati da inserire nella collezione

HOME
The collector

Source data

You may base your collection on either

- The default structure
The new collection may contain html documents (.htm, .html), plain text documents (.txt, .text), MS Word documents (.doc), PDF documents (.pdf) or "m-box" format email documents (.mbx).
- An existing collection
The files in your new collection must be exactly the same type as those used to build the existing one.

Base the collection on

Input sources:

file://

http://

ftp://

[MORE SOURCES](#)

If you use file:// or ftp:// to specify a file, that file will be downloaded.

If you use http:// it depends on whether the URL gives you a normal web page in your browser, or a list of files. If a page, that page will be downloaded -- and so will all pages it links to, and all pages they link to, etc. -- provided they reside on the same site, below the URL.

If you use file:// or ftp:// to specify a folder or directory, or give a http:// URL that leads to a list of files, everything in the folder and all its sub-folders will be included in the collection.

Click the "more sources" button to get more input boxes.


Click one of the green buttons. If you are an advanced user you may want to adjust the collection configuration. Alternatively, go straight to the building stage. Remember, you can always revisit an earlier stage by clicking its yellow button.

[collection information](#) [source data](#) [configure collection](#) [build collection](#) [view collection](#)

Operazione completata Internet

Passi per la costruzione della collezione

- Informazioni generali sulla collezione
- Specifica dei documenti da inserire
- Configurazione
- Costruzione
- Visualizzazione della collezione



3. Configurazione

- ◆ **Questo passo non verrà trattato**
- ◆ **Permette di adattare le opzioni di configurazione della collezione.**
- ◆ **La costruzione e la presentazione di tutte le collezioni sono controllate da specifiche che si trovano in un file di configurazione**

Modifica della configurazione

HOME
The collector

Configure collection

The building and presentation of your collection are controlled by specifications in a special "configuration file". Advanced users may want to alter the configuration settings.

If you are not an advanced user, just go to the bottom of the page.

To alter the configuration settings, edit the data that appears below. If you make a mistake, click on "Reset" to reinstate the original configuration settings.

```
creator      savino@isti.cnr.it
maintainer   savino@isti.cnr.it
public       true

indexes      document:text document:Title document:Source
defaultindex document:text

plugin       ZIPPlug
plugin       GAPlug
plugin       TEXTPlug
plugin       HTMLPlug
plugin       EMAILPlug
plugin       PDFPlug
plugin       RTFPlug
plugin       WordPlug
plugin       PSPlug
plugin       ArcPlug
plugin       RecPlug
```


collection information → source data → **configure collection** → build collection → view collection

Operazione completata

Internet

Passi per la costruzione della collezione

- Informazioni generali sulla collezione
- Specifica dei documenti da inserire
- Configurazione
- Costruzione
- Visualizzazione della collezione



4. Costruzione

- ◆ **La fase di costruzione della collezione viene eseguita autonomamente dal sistema**
- ◆ **Durante questa fase vengono costruiti gli indici:**
 - Per il browsing
 - Per il searching
 - Vengono seguite le specifiche presenti nel file di configurazione
- ◆ **Status line mostra come progredisce l'operazione**

Costruzione della collezione

http://127.1.0.0/gsd - Microsoft Internet Explorer

File Modifica Visualizza Preferiti Strumenti ?

Indirizzo http://127.1.0.0/gsd

Build

The collection is now being built: this might take some time. The building status line below gives feedback on how the operation is progressing.

To stop the building process at any time, click here. The collection you are working on will remain intact.

If you leave this page (and have not cancelled the building process with the "stop building" button) the collection will continue to build and will be installed upon successful completion.

Importing collection ...
Removing current contents of the archives directory...

Operazione completata Internet

Costruzione della collezione

http://127.1.0.0/gsdL - Microsoft Internet Explorer

File Modifica Visualizza Preferiti Strumenti ?

Indirizzo http://127.1.0.0/gsdL Vai Collegamenti >>

Build

The collection is now being built: this might take some time. The building status line below gives feedback on how the operation is progressing.

To stop the building process at any time, click here. The collection you are working on will remain intact.

If you leave this page (and have not cancelled the building process with the "stop building" button) the collection will continue to build and will be installed upon successful completion.

Collection built successfully.


You may [view the build summary](#) of this collection for further details.

build collection

Operazione completata Internet

Passi per la costruzione della collezione

- Informazioni generali sulla collezione
- Specifica dei documenti da inserire
- Configurazione
- Costruzione
- Visualizzazione della collezione



5. Visualizzazione

- ◆ Al termine della costruzione della collezione, questa può essere immediatamente visualizzata

The screenshot shows a Microsoft Internet Explorer window titled 'prova2 - Microsoft Internet Explorer'. The address bar contains the URL 'http://127.1.0.0/gsd?l=a=p&p=about&c=provav1'. The browser's menu bar includes 'File', 'Modifica', 'Visualizza', 'Preferiti', 'Strumenti', and '?'. The page content features a navigation bar with 'HOME', 'HELP', and 'PREFERENCES' links. Below this, the title 'prova2' is displayed, followed by three buttons: 'search', 'titles a-z', and 'filenames'. A search form is present with a text input field containing 'text', a dropdown menu set to 'some', and the text 'of the words'. A 'Begin Search' button is located to the right of the input field. The main content area is titled 'About this collection' and contains the following text: 'Questa e' un'altra collezione di prova creata con il collector', 'This collection contains 8 documents, a total of 688 kb.', and a link 'Click here to view the build summary for this collection.'. Below this is the section 'How to find information in the prova2 collection', which states 'There are 3 ways to find information in this collection:' followed by a bulleted list: '• search for particular words', '• access publications by title', and '• access publications by filename'. The text continues with instructions on how to use each method: 'You can search for particular words that appear in the text from the "search" page. This is the first page that comes up when you begin, and can be reached from other pages by pressing the search button.', 'You can access publications by title by pressing the titles a-z button. This brings up a list of books in alphabetic order.', and 'You can access publications by filename by pressing the filenames button. This brings up a list of entries, sorted by original filename.'. The status bar at the bottom of the browser shows 'Operazione completata' and 'Internet'.

Lista dei
documenti
inseriti nella
nuova
collezione

Titles A-Z - Microsoft Internet Explorer

File Modifica Visualizza Preferiti Strumenti ?









Indirizzo <http://127.1.0.0/gsd/?e=p-0-00-provav1--00-0-0-0prompt-10---4-----0-1--1-en-50---20-about---00031-001-1-Outf> Vai Collegamenti

HOME HELP PREFERENCES

titles a-z

prova2

search titles a-z filenames

-  1992-96 Working Papers
(*word04.doc*)
-  1997-00 Listing of Working Papers
(*word01.doc*)
-  biblio_for_dl_scientometrics.do
(*pdf03.pdf*)
-  Distributing Digital Libraries on the Web, CD-ROMs, and Intranets: Same information, same...
(*pdf02.pdf*)
-  Greenstone: A Comprehensive Open-Source
(*word03.doc*)
-  Greenstone: A Comprehensive Open-Source Digital Library Software System
Ian H. Witten, *Rodger J....
(*pdf01.pdf*)
-  Information Seeking, Retrieving, Reading, and Storing Behaviour of Library-Users.
(*word02.doc*)
-  Scalable browsing for large collections: a case study Gordon W. Paynter, 1 Ian H. Witten, 1 Sally...
(*pdf04.pdf*)

Operazione completata

Internet

Esercitazione – Parte I

Creare una collezione usando il Collector