

Greenstone

Sommario

- ◆ Esempi di Biblioteche Digitali basate su Greenstone
- ◆ Modalità di ricerca e di browsing in Greenstone
- ◆ **Come creare una collezione di documenti**
- ◆ Come funziona Greenstone
- ◆ Come personalizzare una collezione di documenti

Sommario



- ◆ **Esempi di Biblioteche Digitali basate su Greenstone**

- ◆ Modalità di ricerca e di browsing in Greenstone

- ◆ Come creare una collezione di documenti

- ◆ Come funziona Greenstone

- ◆ Come personalizzare una collezione di documenti

Caratteristiche generali

- ◆ **Greenstone è un sistema di gestione di Biblioteche Digitali sviluppato presso il New Zealand Digital Library Project alla University of Waikato**
(<http://www.greenstone.org/cgi-bin/library>)
- ◆ **Greenstone fornisce servizi per**
 - **Costruire** collezioni di documenti
 - **Permettere la ricerca e l'accesso ai documenti**

Tipi di dati gestiti

- ◆ L'informazione viene organizzata in **collezioni** composte di **documenti**
- ◆ I documenti possono essere rappresentati in una varietà di formati (Word, PDF, postscript, tiff, jpeg, ecc.) e vengono convertiti in una forma standard per la loro indicizzazione.
- ◆ I documenti possono inoltre contenere **testo**, **immagini**, **audio**, **video**, ecc.
- ◆ I documenti non testuali possono essere associati a documenti testuali che ne forniscono la descrizione oppure possono avere una serie di metadati che vengono utilizzati per la ricerca e per il browsing

Biblioteche Digitali che usano Greenstone

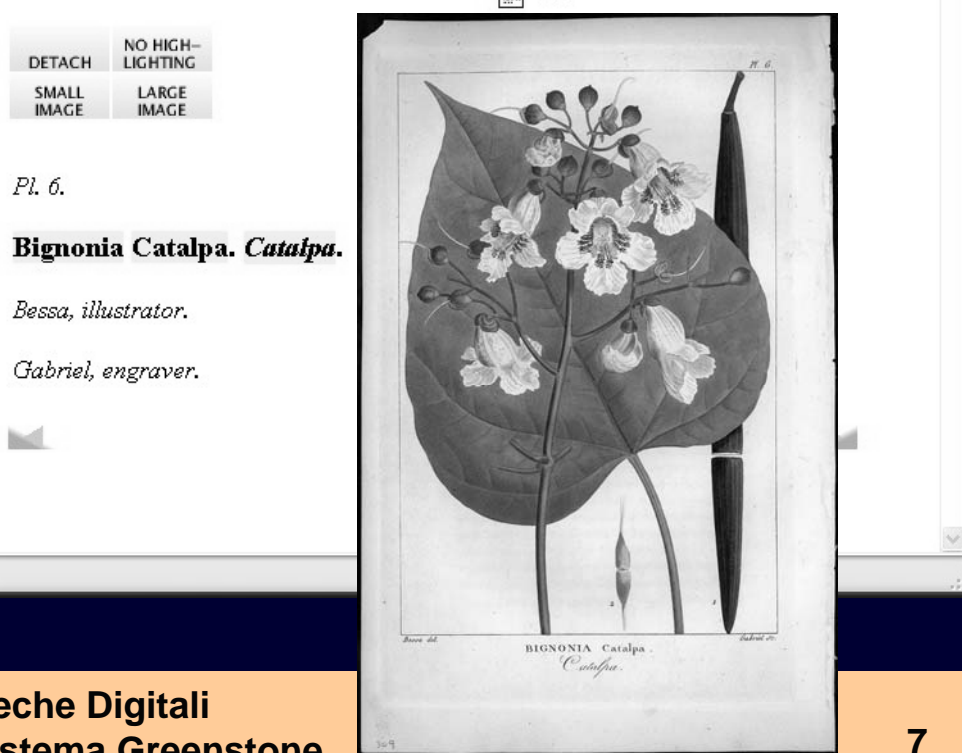
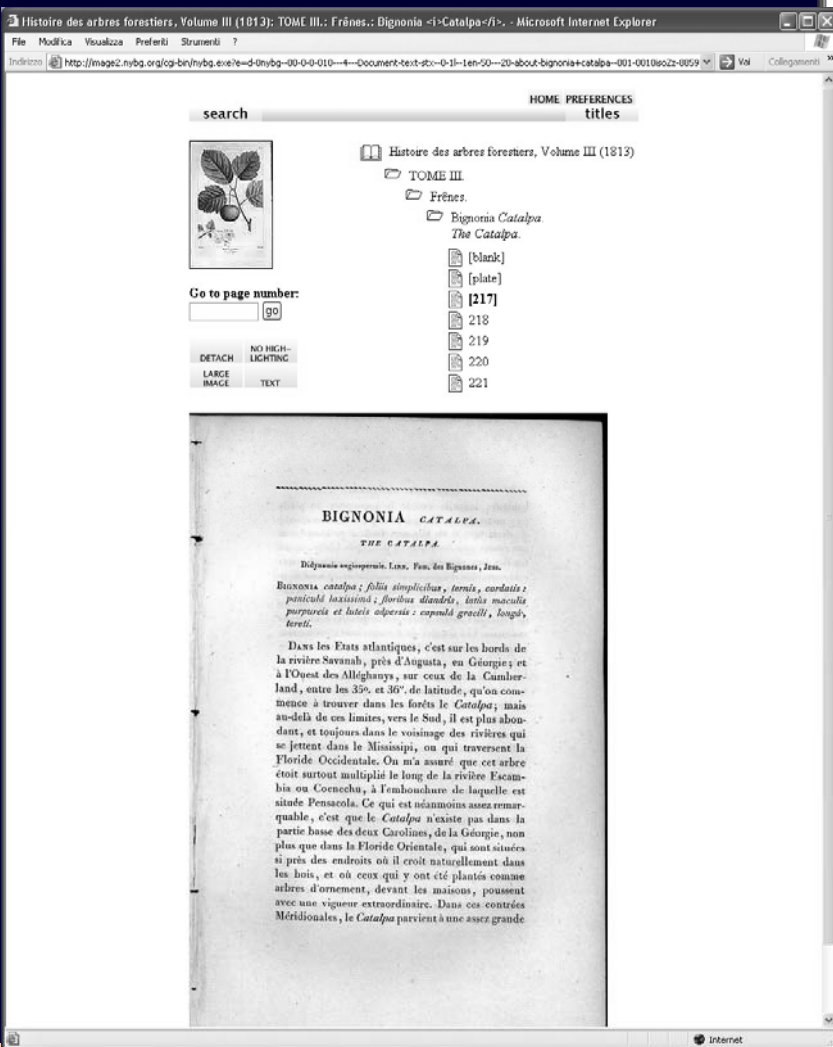
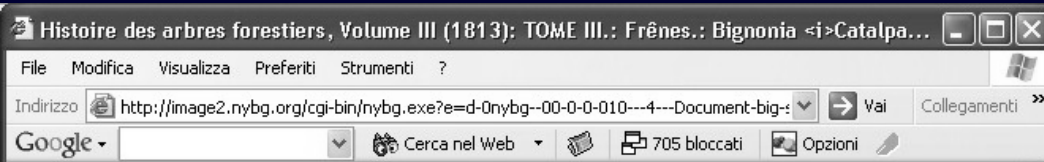
◆ Alcuni esempi

- Archives of Indian Labour
→ <http://www.indialabourarchives.org/>
- Chopin Early Editions
→ <http://chopin.lib.uchicago.edu/>
- Lehigh University Digital Bridges Collection
→ <http://bridges.lib.lehigh.edu/index.html>
- Mirabilia Vicomercati
→ <http://www.mirabiliavicomercati.org/sezioni/006/index.html>
- New York Botanical Garden
→ <http://www.nybg.org/bsci/libr/rolen/page1.html>
- Project Gutenberg
→ <http://public.ibiblio.org/gsdll/cgi-bin/library.cgi?a=p&p=about&c=gberg>
- State Library of Tasmania Sheet Music Collection
→ <http://greenstone.statelibrary.tas.gov.au/>
- Washington Research Library Consortium Special Collections
→ <http://www.aladin.wrlc.org/dl/>

◆ The New Zealand Digital Library

- <http://www.sadl.uleth.ca/nz/cgi-bin/library>

New York Botanical Garden



Pl. 6.
Bignonia Catalpa. Catalpa.
Bessa, illustrator.
Gabriel, engraver.

Chopin Early Editions



[view score](#) [bibliographic description](#)

The University of Chicago
LIBRARY

Chopin Early Editions

HELP PREFERENCES

[search](#) [titles](#) [uniform titles](#) [genres](#) [dedicatees](#)

Adieu à Varsovie : rondeau /

[view score](#) [bibliographic description](#)

Uniform Title: Rondos, piano, op. 1, C minor

Title: Adieu à Varsovie : rondeau /

Title: "Adieu à Varsovie," rondeau in C min. op. 1

Composer: Chopin, Frédéric, 1810-1849.

Composer: Fontana, Julian, 1810-1865.

Publication Info.: London (No. 67, Frith Street, Corner of Soho Square) : Wessel & Co., importers and publishers of foreign music, [ca. 1840] Nouv. éd. corr.

Description: 13 p. of music ; 34 cm.

Notes: composé par Frederic Chopin.

Caption title.

"Edited by I. [i. e. J.] Fontana"--List t.p.

Engraved. Price: 4/.

Also available on the Internet.

Subjects: Rondos (Piano)

Piano music.

Plate No.: W & Co. No. 1423

Plate No.: 1423

URI: <http://pi.lib.uchicago.edu/1001/dig/chopin/124>

Call No.: M25.C54R21 c.1

Page 2

Page 2

Documenti in Greenstone

- ◆ **Documenti strutturati (gerarchia)**
- ◆ **Documenti testuali non strutturati**
- ◆ **Immagini di pagine di documenti**
- ◆ **Immagini di pagine e testo riconosciuto via OCR**
- ◆ **Audio e immagini fotografiche**
- ◆ **Video**
- ◆ **Musica**

Testo strutturato gerarchicamente

- ◆ **Table of contents**
- ◆ **Capitoli sezioni, sottosezioni, etc.**
- ◆ **Esempio: Humanity Development Library**
→ <http://www.nzdl.org/>

Modello documenti gerarchico

Documento

Sezione

Titolo

I metadati possono essere associati ad ogni livello del documento

Food First Curriculum for Grade 6 Students (FF, 1984, 146 p.) - Microsoft Internet Explorer

File Modifica Visualizza Preferiti Strumenti ?

Indietro Avanti Termina Aggiorna Pagina iniziale Cerca Preferiti Multimedia

Indirizzo <http://www.sadl.uleth.ca/nz/cgi-bin/library?e=d-000-00---0fhl2%2e2--00-0-0-0prompt-10---4-----0-11--1-en-50---20-about> Vai

Google Cerca nel Web 703 bloccati Opzioni

HOME HELP PREFERENCES ORGANISATIONS

search titles a-z subjects organisations

Food First Curriculum for Grade 6 Students (FF, 1984, 146 p.)

- (introduction...)
- Acknowledgements
- To Harry Chapin
- Flowers are red
- Foreword
- Introduction
- Unit I - Why do people around the world do things in so many different ways?
- Unit II - Where does our food come from?**
- Unit III - How do we get our food?
- Unit IV - Why are people hungry?
- Unit V - Who is hungry in the U.S.A.?
- Unit VI - What can we do?
- Resource guide
- About the institute for food and development policy...
- About the author...

EXPAND TEXT EXPAND CONTENTS
DETACH NO HIGH-LIGHTING

Internet

Modello documenti gerarchico

Sezione

Sottosezione

File Modifica Visualizza Preferiti Strumenti ?

Indietro Avanti Termina Aggiorna Pagina iniziale Cerca Preferiti Multimedia

Indirizzo <http://www.sadl.uleth.ca/nz/cgi-bin/library?e=d-000-00---0fml2%2e2--00-0-0-0prompt-10---4-----0-11--1-en-50---20-about...> Vai

Google Cerca nel Web 703 bloccati Opzioni

HOME HELP PREFERENCES organisations

search titles a-z subjects organisations

Food First Curriculum
by Laurie Rubin

EXPAND TEXT EXPAND CONTENTS
DETACH NO HIGH-LIGHTING

Food First Curriculum for Grade 6 Students (FF, 1984, 146 p.)

Unit III - How do we get our food?

- Introduction
- Activity one - Visit to a supermarket
- Activity two - Processed foods-What's the difference?
- Activity three - What's in the package ?
- Activity four - Petroleum palace restaurant
- Activity five - Food ads-What's in them for me
- Activity six - What path did my food take?

Operazione completata Internet

Testo non strutturato

- ◆ **Testo continuo**
- ◆ **La struttura del documento non è conosciuta dal sistema di biblioteca digitale**
- ◆ **Il Browsing è più difficile in queste condizioni**
- ◆ **Le pagine del documento possono non corrispondere alle pagine fisiche del libro**
- ◆ **Si può avere questa situazione nel caso in cui un libro, un giornale, ecc. sono stati digitalizzati e su di essi è stato fatto OCR**
- ◆ **Esempio: Project Gutenberg Collection**
 - ➔ <http://public.ibiblio.org/gsdll/cgi-bin/library.cgi?a=p&p=about&c=gberg>

Testo non strutturato

The Abbot's Ghost, Or Maurice Treherne's Temptation _ A Christmas Story: 2 - Microsoft I...

File Modifica Visualizza Preferiti Strumenti ?

Indietro Avanti Termina Aggiorna Pagina iniziale Cerca Preferiti

Indirizzo <http://public.ibiblio.org/gsd/cgi-bin/library?e=d-000-00---0qberg--00-0-0-0prompt-10---> Vai Collegamenti

Google Cerca nel Web 710 bloccati Opzioni

HOME HELP PREFERENCES

search titles a-z authors a-z

The Abbot's Ghost, Or Maurice Treherne's Temptation _ A Christmas Story
by Barnard, A. M.

page 2 (39 pages)

1 go to page 3

EXPAND TEXT DETACH

NO HIGH-LIGHTING

"It was General Snowdon and his charming wife. Maurice Treherne came while we were out, and I've not seen him yet, poor fellow!"

"Aye, you may well say that; his is a hard case, if what I heard is true. I'm not booked up in the matter, and I should be, lest I make some blunder here, so tell me how things stand, Major. We've a good half hour before dinner. Sir Jasper is never punctual."

"Yes, you've a right to know, if you are going to try your fortune with Octavia."

The major marched through the three drawing rooms to see that no inquisitive servant was eavesdropping, and, finding all deserted, he resumed his place, while young Annon lounged on a couch as he listened with intense interest to the major's story.

"You know it was supposed that old Sir Jasper, being a bachelor, would leave his fortune to his two nephews. But he was an oddity, and as the title must go to young Jasper by right, the old man said Maurice should have the money. He was poor, young Jasper rich, and it seemed but just, though Madame Mère was very angry when she learned how the will was made."

"But Maurice didn't get the fortune. How was that?"

Internet

Immagini di pagine di documenti

- ◆ **Immagini digitalizzate delle pagine dei documenti**
- ◆ **Accuratezza nel contenuto**
 - OCR è soggetto ad errori
 - È difficile replicare precisamente il formato di presentazione (layout) dell'originale
- ◆ **Maggiori occupazioni di spazio disco**
 - Una immagine digitalizzata richiede circa 20 volte lo spazio disco di una pagina di testo
- ◆ **Richiede maggior tempo per scaricare una pagina dal web**
- ◆ **È necessario fornire una descrizione testuale del documento per la ricerca**
- ◆ **È difficile evidenziare i termini della ricerca sull'immagine**

Immagini delle pagine e Testo estratto

- ◆ Vengono fornite sia le immagini delle pagine che il testo estratto con l'OCR
- ◆ La ricerca dei documenti viene effettuata usando il testo estratto
- ◆ Vengono visualizzate sia l'immagine della pagina che il testo estratto
- ◆ Esempio: Maori Newspaper Collection
 - <http://www.sadl.uleth.ca/nz/cgi-bin/niupepalibrary?e=d-0niupepa--00-0-0-010--4----full---0-1l--1-it-50---20-about---00001-001-0utfZz-8-0&a=p&p=about>

PAGINA PRINCIPALE

cerca

serie

N. 2

15 Marzo 1861

pagina 3 (12 pagine)

vai a pagina

FULLSIZE
IMAGEPREVIEW
IMAGE

NUOVA FINESTRA

NON EVIDENZIARE



the Rev Mr. Buller, the Rev Mr. Stack, the Resident Magistrate Treasurer, Captain Scott J. Brittain, Esq, a ad other gentlemen in the of the Province , and in the civilisation and advancement subjects, occupied, the platform. The Town Hall was filled with about forty five Maories present, of whom many were chiefs

The proceedings commenced by the Deputy Superintendent t Maories which was interpreted Para, graph by paragraph by Rangiora, to the following effect

Welcome, my Maori friends I bid you welcome in the name of Canterbury. I am glad to see you here the more so because it that I have called this meeting, iti order that you may have an expressing your loyalty to our Queen, and your friendly feeling

It is a grievous thing to see the Maori and the white man at wars had ceased in these islands and that there would have be the two races. But, alas it is not so.

It is not for me to enter upon the causes of the disputes which native tribes in the Northern Island to rebel against the sovere course cannot but result iti the ruin. f those who have been so

Your presence here today shows that you have no sympathy have done well in coming here, to shake hands with the Pakeha that you have no bad feelings in your hearts towards them, an

PAGINA PRINCIPALE AIUTO IMPOSTAZIONI NZDL

cerca

serie

date

N. 2

15 Marzo 1861

pagina 3 (12 pagine)

vai a pagina

TEXT

PREVIEW
IMAGE

NUOVA FINESTRA



TE MANUHIRI TUARANGI AND MAORI INTELLIGENCER. 3

the Rev. Mr. Buller, the Rev. Mr. Stack, the Resident Magistrate, the Provincial Treasurer, Captain Scott, J. Brittain, Esq., and other gentlemen taking prominent interest in the progress of the Province, and in the civilization and advancement of their Maori fellow-subjects, occupied the platform. The Town Hall was filled with spectators. There were about forty-five Maories present, of whom many were chiefs.

The proceedings commenced by the Deputy Superintendent reading an address to the Maories, which was interpreted paragraph by paragraph by the Rev. J. W. Stack of Rangiora, to the following effect:—

Welcome, my Maori friends! I bid you welcome in the name of the Pakehas of Canterbury!

Pura (Minita), ko Te Taka (Minita), ko te Kai-whakawa, ko Te Mahimana, ko Kapene Kote, ko Te Piritani, me etahi atu, ko nga tangata whakahaere tikanga o taua whenua, ko nga tangata e rapu whakaaro ana mo te Maori kia tupu haere ia i runga i te pai. Kapi tonu te whare i nga Pakeha me nga Maori, kei te whakarongo. Huihuia katoatia nga Maori, e wha tekau ma rima, he rangatira te nuinga.

Timataia ana te korero e Te Pouene, ko Te Taka te kai-whakamaori. Tenei ianei tana korero:—

Tena koutou, e aku hoa Maori. Ka aroha atu ahau, me matou katoa nga Pakeha o Katapere, ki a koutou.

Hari ana taku ngakau, mo koutou ka kitea mai, ina hoki, na koutou ake te whakaro i karangatia ai e ahau tenei runanga. kia

Altri tipi di documenti

◆ Audio ed immagini fotografiche

- Esempio: [Oral History Collection](#), [Mirabilia Vicomercati](#)
 - <http://www.sadl.uleth.ca/nz/cgi-bin/library?a=p&p=about&c=ohist>
 - <http://www.mirabiliavicomercati.org/gsdll/cgi-bin/library?a=p&p=about&c=Foto&l=it>

◆ Video

- Esempio: [Music Video Collection](#)
 - <http://www.sadl.uleth.ca/nz/cgi-bin/library?a=p&p=about&c=musvid>

◆ Musica

- Varie rappresentazioni: spartiti, MIDI, musica sintetizzata, ecc.
- Esempio: [Music Digital Library](#)
 - <http://www.sadl.uleth.ca/nz/cgi-bin/music/musiclibrary>

◆ Lingue multiple

- Interfaccia e documenti
- Esempio: [Arabic Collection](#)
 - <http://www.sadl.uleth.ca/nz/cgi-bin/library?a=p&p=about&c=arabic&l=ar&nw=windows-1256>

Audio

The screenshot shows a web browser window with the following elements:

- Browser Title:** "Friday night was a big night in Hamilton" : the Golden Mile during the 1940s: Memories o...
- Address Bar:** http://www.sadl.uleth.ca/nz/cgi-bin/library?e=d-000-00---0ohist--00-0-0-0prompt-10---4-
- Navigation:** File, Modifica, Visualizza, Preferiti, Strumenti, ?
- Page Navigation:** HOME, HELP, PREFERENCES
- Search/Filter:** search, titles a-z, authors a-z
- Buttons:** DETACH, NO HIGH-LIGHTING, EXPAND TEXT
- Document List:**
 - "Friday night was a big night in Hamilton" : the Golden Mile during the 1940s
 - Background
 - Location
 - Homelife
 - Entertainment
 - Education
 - Memories of WWII**
 - Education
 - Employment
 - Entertainment
 - Fashion
 - Awareness of local events
 - Hamilton
- Section Header:** **Memories of WWII**
- Text:** Remembers Patriotic Hut in Garden Place, patriotic parades, end of the war,
- Quote:** "That was a day everyone went absolutely mad... all the teachers went mad and everybody sort of zigzagged or lacongad or something... down from the school, down Ward Street and right down into town, everybody got lost. I think it was one day we were allowed just to do as we liked"

Immagini

Mirabilia Vicomercati - Archivi - Archivio Fotografico - Microsoft Internet Explorer

File Modifica Visualizza Preferiti Strumenti ?

Indirizzo <http://www.mirabiliavicomercati.org/gsdll/cgi-bin/library?e=d-000-00---0Foto--00-0-0-0prompt-10> Vai Collegamenti >>

Mirabilia Vicomercati

Archivi

Archivio Fotografico PAGINA PRINCIPALE AIUTO IMPOSTAZIONI

titoli

cerca titoli autori soggetti persone date

[A](#) [B](#) [C](#) [D](#) [E](#) [F](#) [G](#) [I](#) [L](#) [M](#) [N](#) [O](#) [P](#) [R](#) [S](#) [T](#) [U](#) [V](#)

 *Abitazioni della casa a corte di Via San Gerolamo*

 *Abitazioni della casa a corte di Via San Gerolamo*

 *Abitazioni della casa a corte di Via San Gerolamo*

 *Abside della Chiesa di Santo Stefano*

 *Abside della Chiesa di Santo Stefano*

 *Abside della Chiesa di Santo Stefano*

 *Abside della Chiesa di Santo Stefano*

 *Abside della Chiesa di Santo Stefano*

Internet

Musica

Search page - Microsoft Internet Explorer

Indirizzo <http://www.sadl.uleth.ca/nz/cgi-bin/music/musiclibrary?e=p-dp-or-000-00---0folkfull--00-0-c>

HOME HELP PREFERENCES

folkfull search

search titles a-z browse

Symbolic Input Raw Audio Input

Add a rest

Duration

Information: Ready to record

Begin Search

Titles A-Z - Microsoft Internet Explorer

Indirizzo <http://www.sadl.uleth.ca/nz/cgi-bin/music/musiclibrary?e=d-dp-or-000-00---0folkfull--00-0-c>

HOME HELP PREFERENCES

folkfull titles a-z

search titles a-z browse

A B C D E F G H I J K L M N O P Q R S T U V W X Y Z-Y 0-9

- A A A DER WINTER DER IST DA
- ABDUL ABULBUL AMEER
- A-Beggin' I Will Go
- ABEND SINKT STILL AUF DIE FLUR
- ABEND WIRD ES WIEDER
- Abendlied
- Abendlust
- Abendreihen
- Abendreihen
- Abendreihen
- Abendreihen
- Abendreihen mit Kranzsingen
- Aber Montag, da ist a Knoedtag, - wens nur all Tag Montag Knoedtag waere
- Abfertigung
- Abgewiesene Ereier (Drei Gesellen) - Es war'n mal drei junge Gesellen

Audio Playback: Abendlust - Microsoft Internet Explorer

Applet meldexout started

Internet

Metadati

- ◆ Forniscono informazioni relative ai documenti per facilitarne la ricerca e l'accesso
- ◆ Metadati estratti automaticamente e metadati inseriti manualmente
- ◆ Utilizzo sia di metadati standard che definiti dall'utente
- ◆ I valori dei metadati possono essere strutturati

Esempi di metadati

◆ Metadati bibliografici convenzionali

- Title
- Author
- Date
- Publication
- Volume Number
- Issue Number
- Page Numbers

◆ MARC

◆ Dublin Core

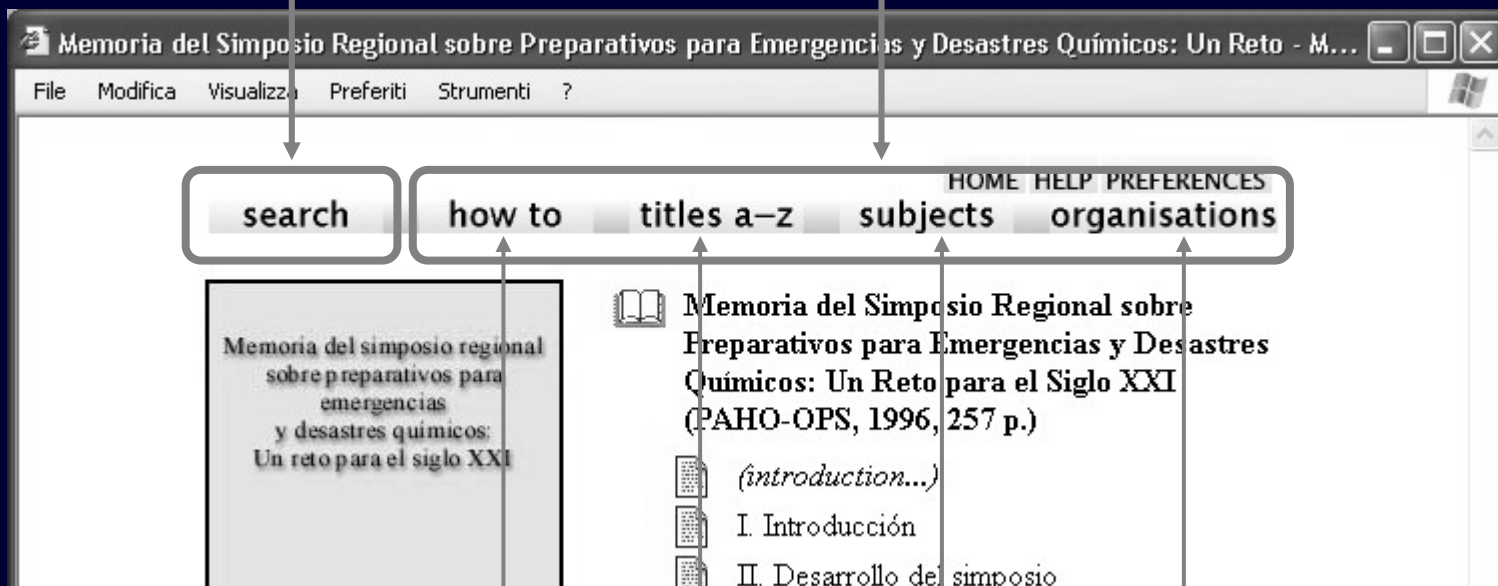
Sommario

- ◆ Esempi di Biblioteche Digitali basate su Greenstone
- ➔ ◆ **Modalità di ricerca e di browsing in Greenstone**
- ◆ Come creare una collezione di documenti
- ◆ Come funziona Greenstone
- ◆ Come personalizzare una collezione di documenti

Searching e browsing

Searching

Browsing basato sull'uso dei metadati



Ad hoc

Titolo

Soggetto

Organizzazione

Dublin Core

Biblioteche Digitali

Esempi – Il sistema Greenstone

Searching

- ◆ **Tipi di interrogazioni (query) in Greenstone**
- ◆ **Case-folding e stemming**
- ◆ **Ricerca di frasi**
- ◆ **Diverse interfacce di interrogazione**

Tipi di interrogazioni

◆ Interrogazioni booleane

- Combina i termini dell'interrogazione con AND, OR, e NOT
- Corrispondenza esatta tra interrogazione e documenti trovati

◆ Boolean Queries

- Ad esempio trova tutti i documenti che parlano dell'Italia, che parlano dell'italia e di ambiente, dell'Italia ma non di ambiente
- Search "Italy", "Italy & Environment", "Italy !Environment"
- Exact match

◆ Interrogazioni con ordinamento dei risultati in base alla loro rilevanza (ranking)

- List di termini da trovare
- Corrispondenza non esatta tra interrogazione e documenti ritrovati (ad es. i documenti non contengono tutti i termini specificati)
- Ordinamento dei risultati in base alla loro rilevanza.
- Provare le stesse query "Italy Environment"

Case Folding e Stemming

◆ Case folding

- Maiuscole e minuscole trattate allo stesso modo
- Non è rilevante per alcune lingue

◆ Stemming

- Riduce una parola alla sua radice (ad es. plurale → singolare, riduzione dei verbi all'infinito, ecc.)

◆ Non è appropriata per tutte le parti del documento

◆ Dipendente dalla lingua

Ricerca di frasi

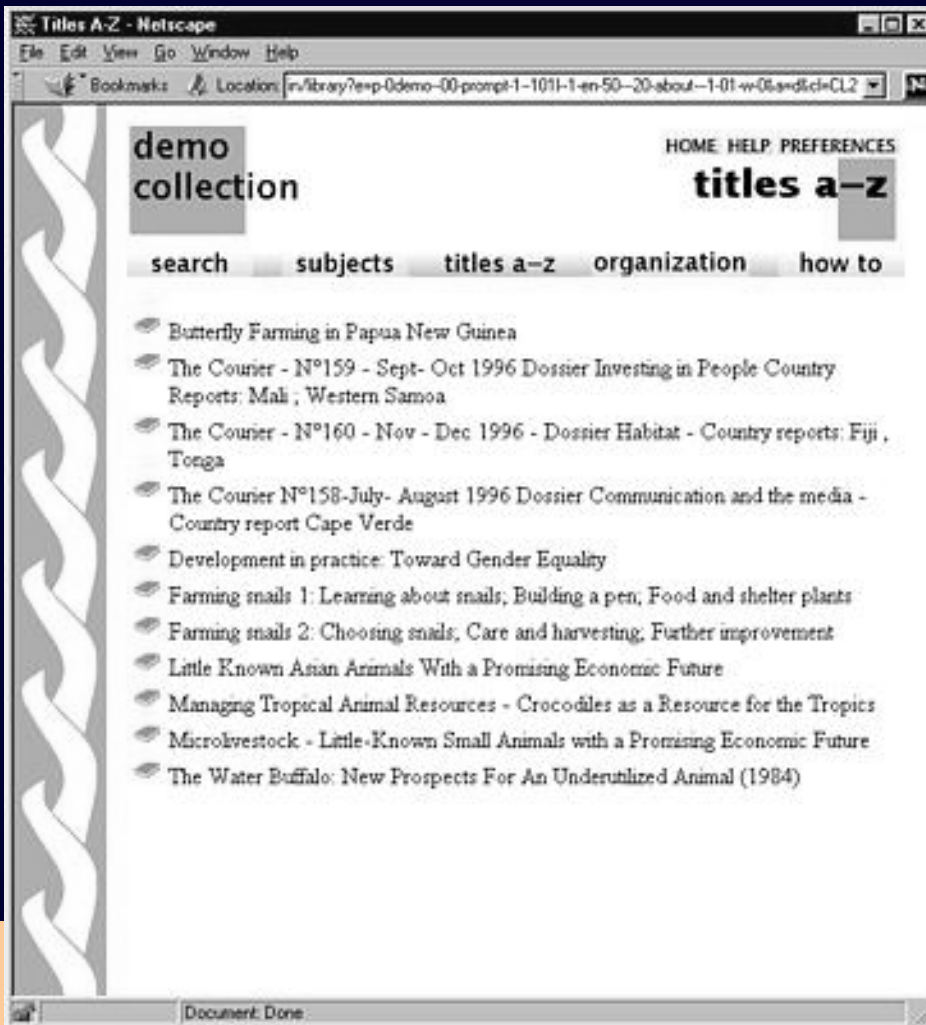
- ◆ **Ricerca di un gruppo di parole contigue**
- ◆ **Due diverse modalità di ricerca di frasi:**
 - **Postretrieval scan**
 - **Ricerca i documenti che contengono tutte le parole della frase**
 - **Determina se i termini sono consecutivi analizzando i documenti ritrovati**
 - **Richiede lo stesso indice usato per la ricerca delle parole singole, ma le ricerche possono essere lente**
 - **Word-level index**
 - **Viene effettuata la ricerca della frase utilizzando un indice specifico che contiene informazioni sulla posizione di ogni parola all'interno di ogni documento**
 - **Questi indici permettono di determinare se due termini sono consecutivi senza accedere al documento**
 - **Gli indici sono più grandi di quelli usati per la ricerca di singoli termini, ma la ricerca di frasi risulta più veloce**

Diverse interfacce di interrogazione

- ◆ **Ranked o booleana**
- ◆ **Fielded o non-fielded**
- ◆ **Case-folding and/or stemming**
- ◆ **Ranked o con lista dei risultati in ordine naturale**
- ◆ **Possibilità di usare una search history**
- ◆ **Attivazione delle diverse opzioni tramite l'uso delle preferenze**

Browsing

- ◆ Basato sui metadati associati ai documenti
- ◆ Browsing di liste alfabetiche (ad es. Titoli, soggetti, ecc.)



Titles A-Z - Netscape

File Edit View Go Window Help

Bookmarks Location [n:/library?e=p-0demo-00-prompt-1-1011-1-en-50-20-about-1-01-w-06.s+d&cl=CL2]

demo collection

HOME HELP PREFERENCES

titles a-z

search subjects titles a-z organization how to

- Butterfly Farming in Papua New Guinea
- The Courier - N°159 - Sept- Oct 1996 Dossier Investing in People Country Reports: Mali ; Western Samoa
- The Courier - N°160 - Nov - Dec 1996 - Dossier Habitat - Country reports: Fiji , Tonga
- The Courier N°158-July- August 1996 Dossier Communication and the media - Country report Cape Verde
- Development in practice: Toward Gender Equality
- Farming snails 1: Learning about snails; Building a pen; Food and shelter plants
- Farming snails 2: Choosing snails; Care and harvesting; Further improvement
- Little Known Asian Animals With a Promising Economic Future
- Managing Tropical Animal Resources - Crocodiles as a Resource for the Tropics
- Microlivestock - Little-Known Small Animals with a Promising Economic Future
- The Water Buffalo: New Prospects For An Underutilized Animal (1984)

Document: Done



Titles A-Z - Netscape

File Edit View Go Communicator Help

Humanity Development Library 2.0

HOME HELP PREFERENCES

titles a-z

for sustainable development and basic human needs

search subjects titles a-z organization how to

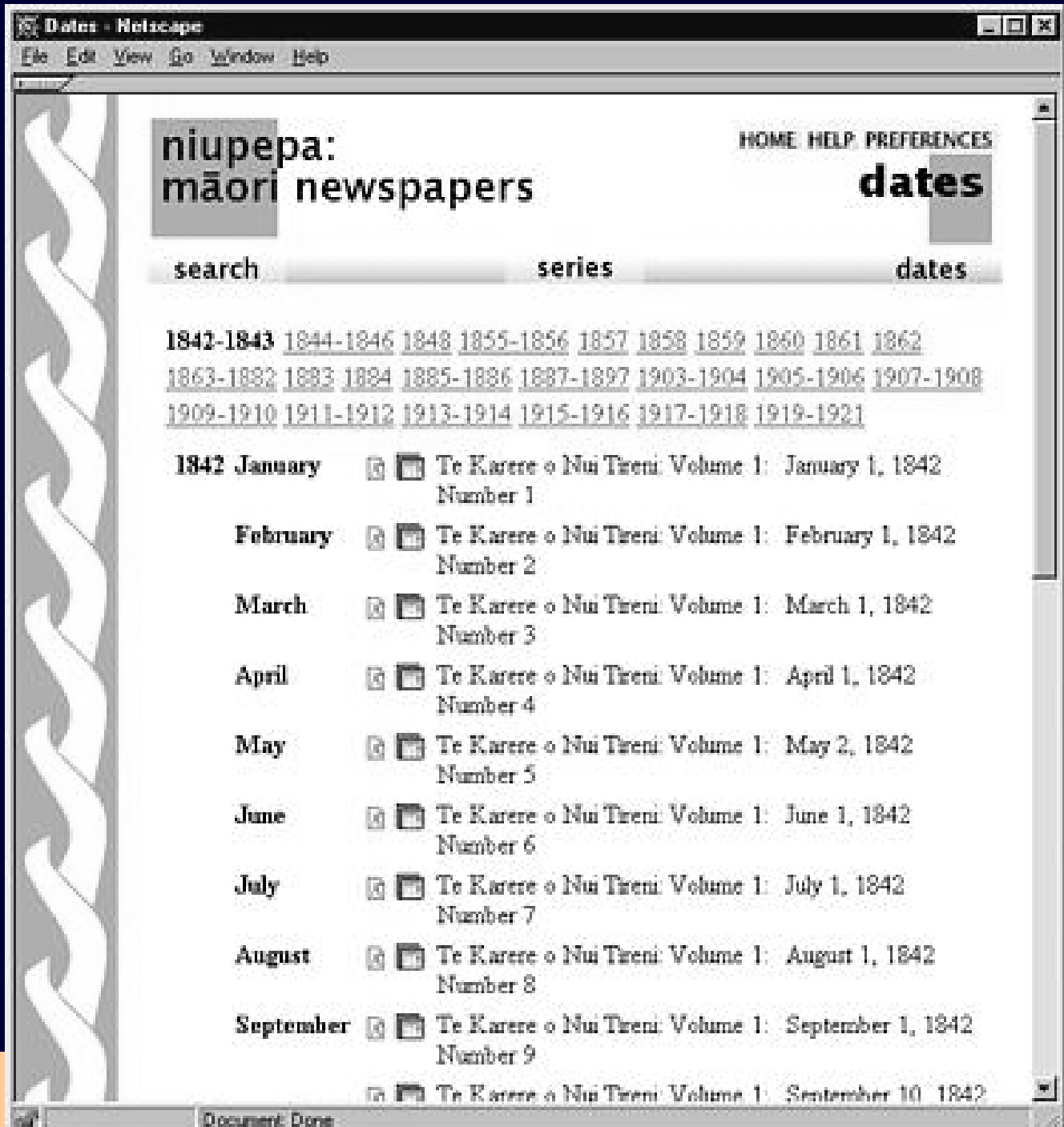
A B C D E F G H I J K L M N O P Q R S T U V W X Y 0-9 [Magazines](#)

- About the International institute of rural reconstruction
- Above and beyond
- Abstracts on sustainable agriculture 1992 Gate- GTZ
- Access to archival records: A review of current issues: A RAMP study
- Accounting for the microbusiness a teaching manual - A Handbook for Volunteers
- African agriculture: The critical choices
- Agribusiness in India: Lessons and visions (1996)
- Agricultural development workers training manual - Volume III Crops
- Agricultural development workers training manual: Volume I Orientation for Trainers
- Agricultural development workers training manual: Volume II Extension Skills
- Agricultural development workers training manual: Volume IV Livestock
- Agricultural Expansion and Pioneer Settlements in the Humid Tropics (1988)
- Agricultural extension
- Agricultural Extension: Guidelines for extension workers in rural areas
- Agricultural policy in India: need for a fresh look (1992)
- Agriculture and rural development in the 1990's and beyond: redesigning the chemistry between state and institutions of development (1992)
- Agro-forestry in the African Humid Tropics (1982)

Document: Done

Browsing

◆ Browsing per data





Dates - Netscape
File Edit View Go Window Help



niupepa:
māori newspapers



HOME HELP PREFERENCES
dates



search series dates



[1841-1843](#) [1844-1846](#) [1848](#) [1855-1856](#) [1857](#) [1858](#) [1859](#) [1860](#) [1861](#) [1862](#)
[1863-1882](#) [1883](#) [1884](#) [1885-1886](#) [1887-1897](#) [1903-1904](#) [1905-1906](#) [1907-1908](#)
[1909-1910](#) [1911-1912](#) [1913-1914](#) [1915-1916](#) [1917-1918](#) [1919-1921](#)



1842 **January**   Te Karere o Nui Tirenī Volume 1: January 1, 1842
Number 1



February   Te Karere o Nui Tirenī Volume 1: February 1, 1842
Number 2



March   Te Karere o Nui Tirenī Volume 1: March 1, 1842
Number 3



April   Te Karere o Nui Tirenī Volume 1: April 1, 1842
Number 4



May   Te Karere o Nui Tirenī Volume 1: May 2, 1842
Number 5

June   Te Karere o Nui Tirenī Volume 1: June 1, 1842
Number 6

July   Te Karere o Nui Tirenī Volume 1: July 1, 1842
Number 7

August   Te Karere o Nui Tirenī Volume 1: August 1, 1842
Number 8

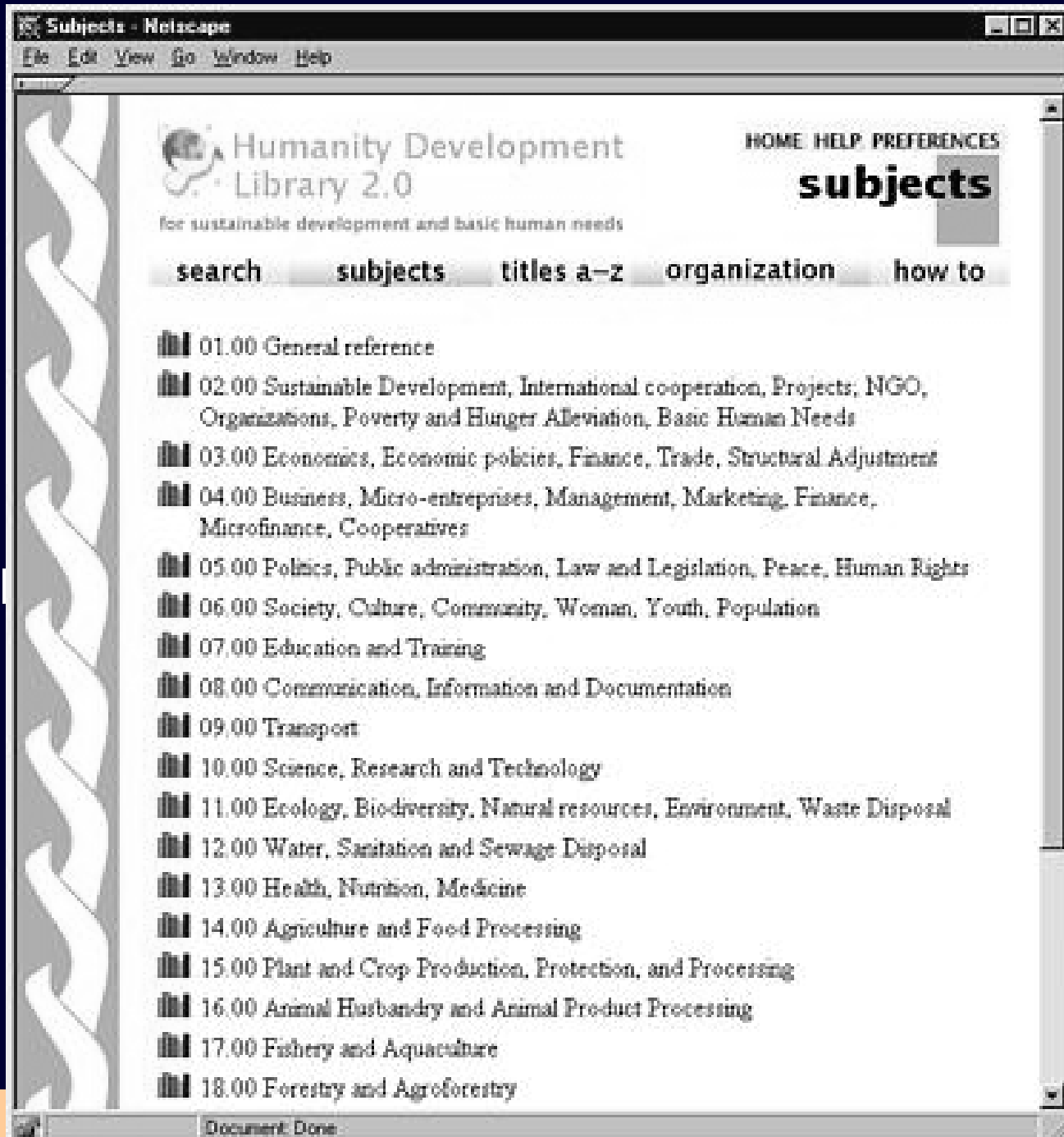
September   Te Karere o Nui Tirenī Volume 1: September 1, 1842
Number 9

  Te Karere o Nui Tirenī Volume 1: September 10, 1842

Document Done

Browsing

- ◆ Browsing basato su strutture gerarchiche di classificazione
- ◆ Ad es. in figura viene mostrato il primo livello di subject



Subjects - Netscape
File Edit View Go Window Help

Humanity Development Library 2.0
for sustainable development and basic human needs

HOME HELP PREFERENCES
subjects

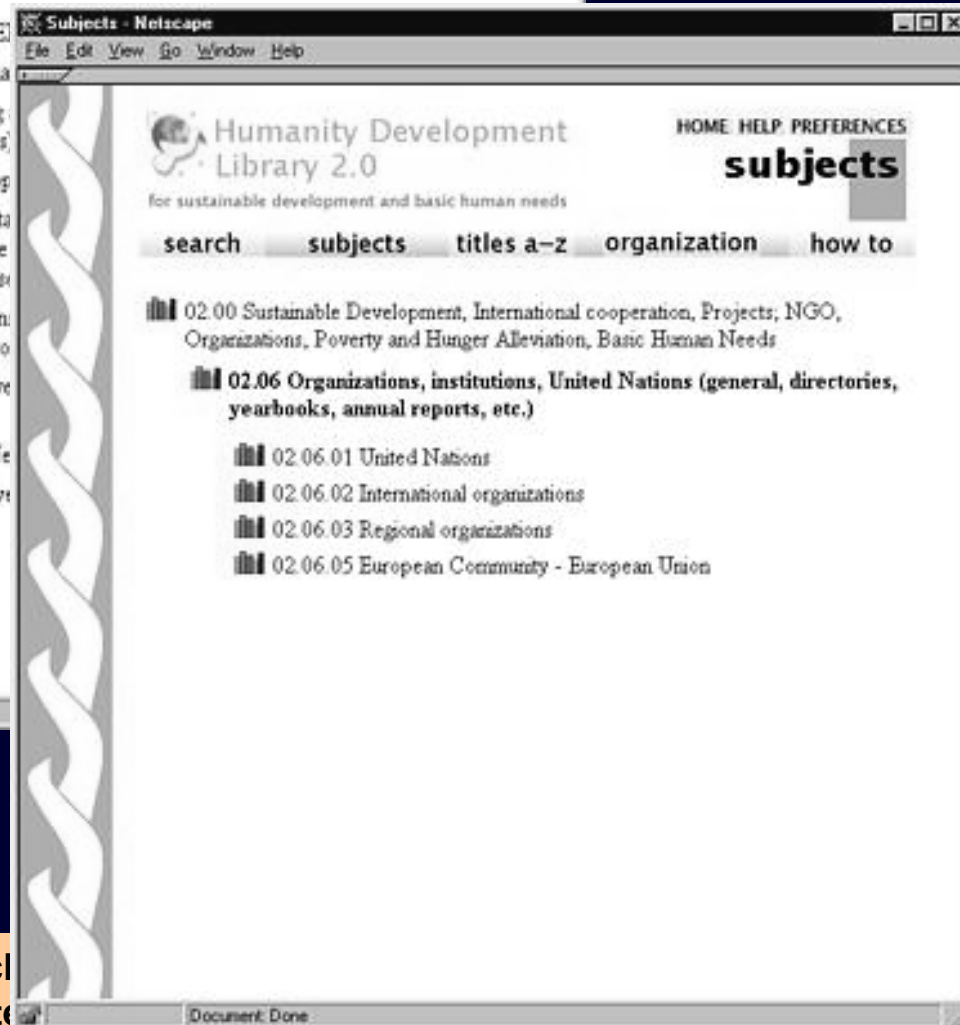
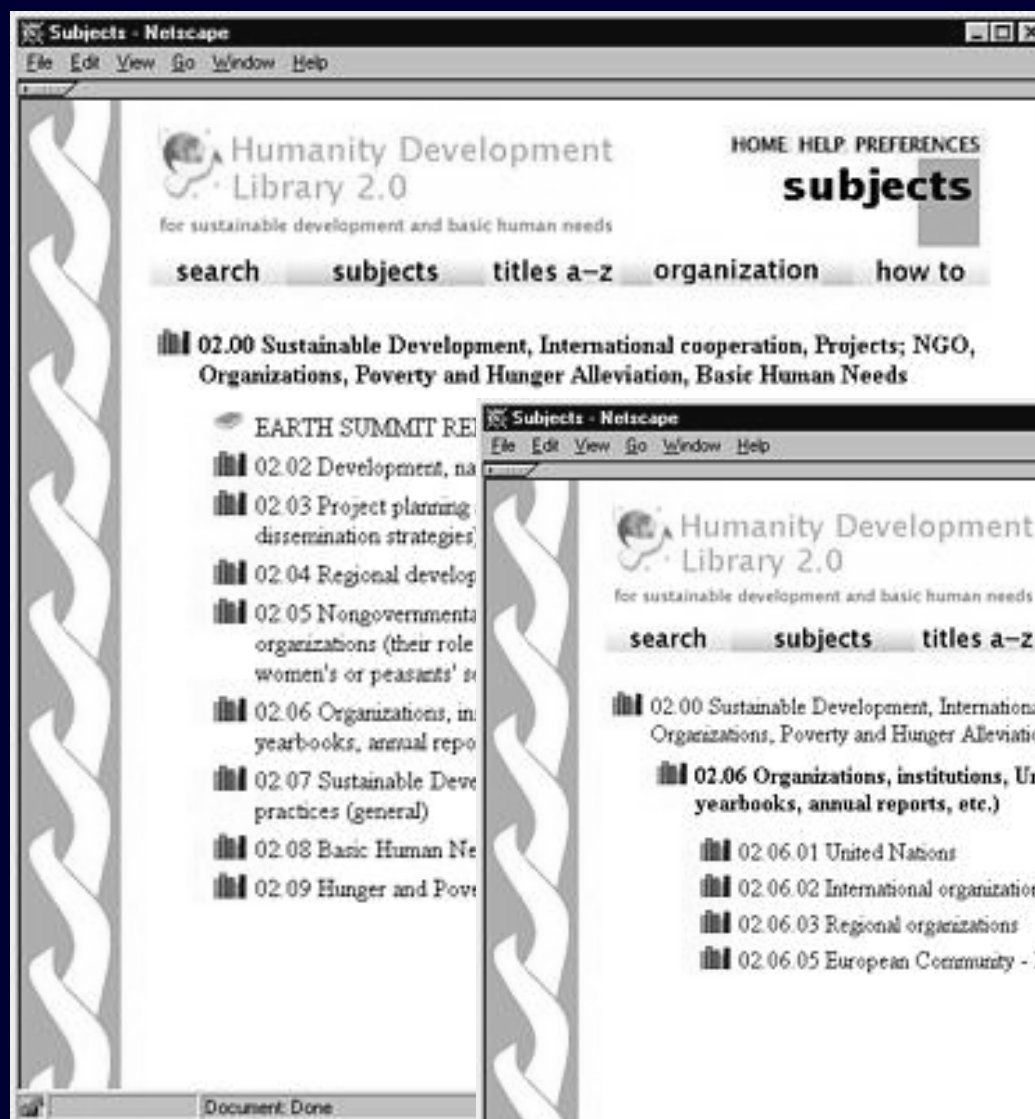
search subjects titles a-z organization how to

- 01.00 General reference
- 02.00 Sustainable Development, International cooperation, Projects, NGO, Organizations, Poverty and Hunger Alleviation, Basic Human Needs
- 03.00 Economics, Economic policies, Finance, Trade, Structural Adjustment
- 04.00 Business, Micro-entreprises, Management, Marketing, Finance, Microfinance, Cooperatives
- 05.00 Politics, Public administration, Law and Legislation, Peace, Human Rights
- 06.00 Society, Culture, Community, Woman, Youth, Population
- 07.00 Education and Training
- 08.00 Communication, Information and Documentation
- 09.00 Transport
- 10.00 Science, Research and Technology
- 11.00 Ecology, Bio-diversity, Natural resources, Environment, Waste Disposal
- 12.00 Water, Sanitation and Sewage Disposal
- 13.00 Health, Nutrition, Medicine
- 14.00 Agriculture and Food Processing
- 15.00 Plant and Crop Production, Protection, and Processing
- 16.00 Animal Husbandry and Animal Product Processing
- 17.00 Fishery and Aquaculture
- 18.00 Forestry and Agroforestry

Document Done

Browsing

- ◆ Nelle due figure accanto vengono mostrati i due livelli successivi per subject



Browsing su frasi

- ◆ **Associare metadati strutturati per la classificazione può essere molto oneroso. Se questa informazione non è disponibile, in Greenstone può essere utilizzato il browsing su frasi presenti nel documento**
- ◆ **Frase: una sequenza di parole che appaiono più di una volta nella collezione**
- ◆ **L'estrazione avviene automaticamente**
- ◆ **Key phrases**
- ◆ **Browser di frasi**
 - Le frasi sono organizzate gerarchicamente
 - Ordinate per documento e per frequenza all'interno della collezione
 - Le foglie di questa gerarchia sono i documenti
- ◆ **Esempi: FAO Collection, The Complete Works of Shakespeare**
 - ➔ <http://www.sadl.uleth.ca/nz/cgi-bin/library?a=p&p=about&c=fi1998>
 - ➔ <http://www.sadl.uleth.ca/nz/cgi-bin/library?a=p&p=about&c=allshake>

Search frasi che contengono la parola "locust"

Vengono visualizzate le frasi con informazioni sul numero di documenti

Seleziono una delle frasi ("desert locust") e trovo tutte le frasi che la contengono

phind classifier demo

HOME HELP PREFERENCES

topics

search titles a-z language topics

Search for Previous Next

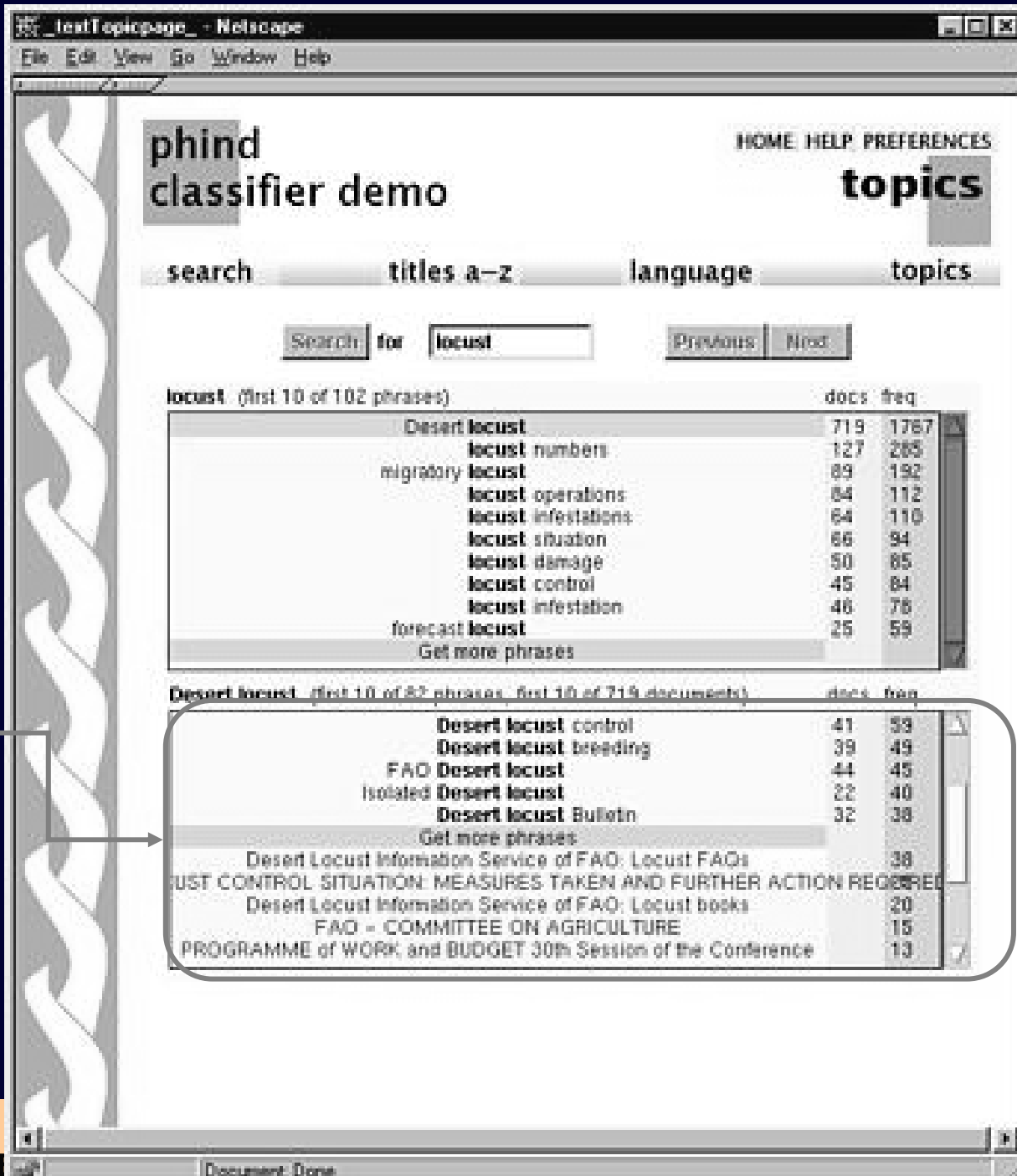
locust (first 10 of 102 phrases)

	docs	freq
Desert locust	719	1787
locust numbers	127	285
migratory locust	89	192
locust operations	84	112
locust infestations	84	110
locust situation	66	94
locust damage	50	85
locust control	45	84
locust infestation	46	76
forecast locust	25	59
Get more phrases		

Desert locust situation (first 10 of 102 phrases)

	docs	freq
Desert locust situation	140	188
Desert locust adults	99	153
solitary Desert locust	60	112
Desert locust activity	75	103
Desert locust infestations	60	86
Desert locust control	41	59
Desert locust breeding	39	49
FAO Desert locust	44	45
isolated Desert locust	22	40
Desert locust Bulletin	32	38
Get more phrases		

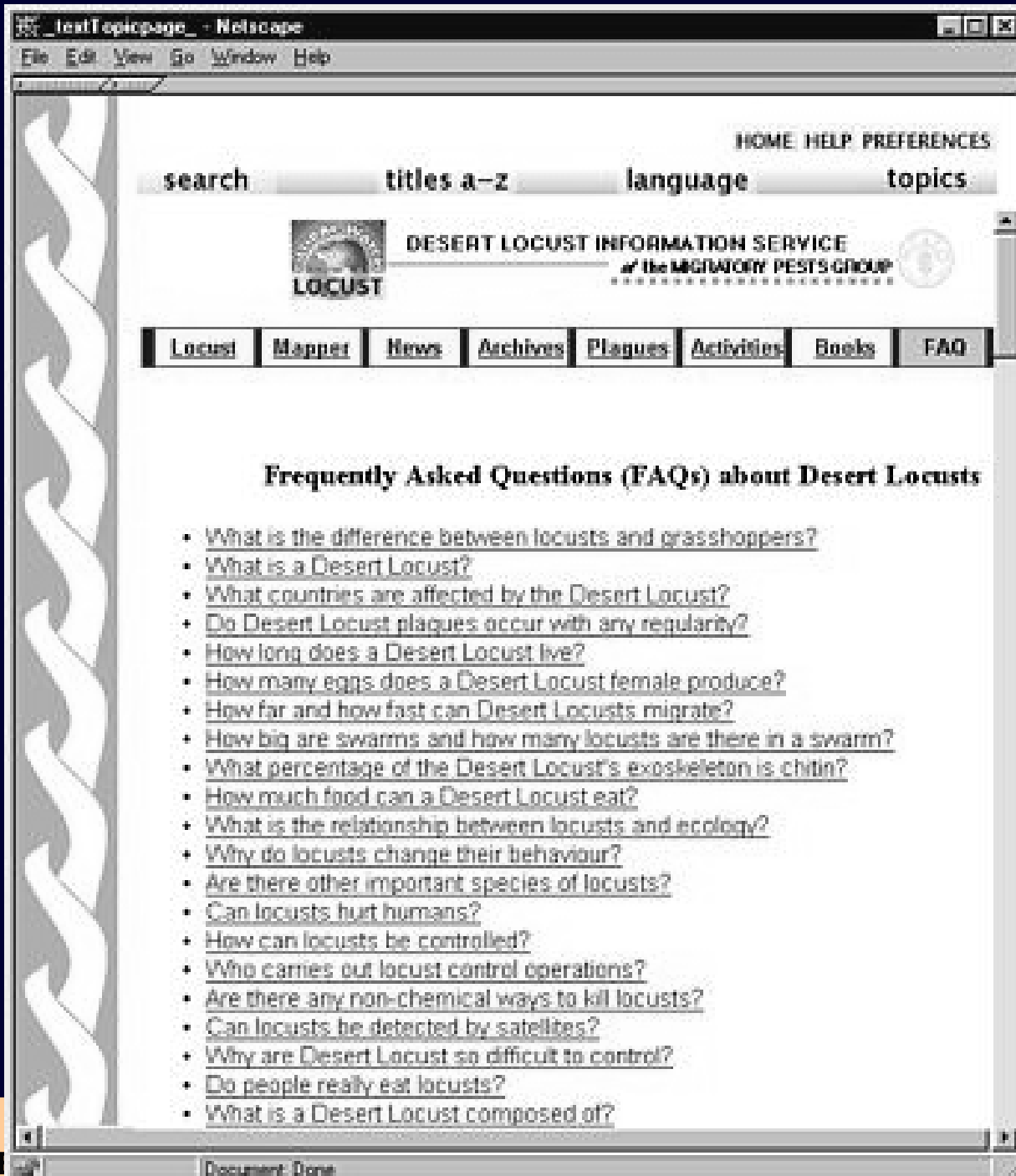
Document Done



Scendendo nella gerarchia di frasi posso arrivare a documenti che contengono la frase




Quindi posso
visualizzare il
documento



HOME HELP PREFERENCES

search titles a-z language topics

 DESERT LOCUST INFORMATION SERVICE
of the MIGRATORY PESTS GROUP

Locusts Mapper News Archives Plagues Activities Books FAQ

Frequently Asked Questions (FAQs) about Desert Locusts

- [What is the difference between locusts and grasshoppers?](#)
- [What is a Desert Locust?](#)
- [What countries are affected by the Desert Locust?](#)
- [Do Desert Locust plagues occur with any regularity?](#)
- [How long does a Desert Locust live?](#)
- [How many eggs does a Desert Locust female produce?](#)
- [How far and how fast can Desert Locusts migrate?](#)
- [How big are swarms and how many locusts are there in a swarm?](#)
- [What percentage of the Desert Locust's exoskeleton is chitin?](#)
- [How much food can a Desert Locust eat?](#)
- [What is the relationship between locusts and ecology?](#)
- [Why do locusts change their behaviour?](#)
- [Are there other important species of locusts?](#)
- [Can locusts hurt humans?](#)
- [How can locusts be controlled?](#)
- [Who carries out locust control operations?](#)
- [Are there any non-chemical ways to kill locusts?](#)
- [Can locusts be detected by satellites?](#)
- [Why are Desert Locust so difficult to control?](#)
- [Do people really eat locusts?](#)
- [What is a Desert Locust composed of?](#)

Document Done

Riferimenti

- ◆ **Ian Witten, David Bainbridge, “How to Build a Digital Library”, Morgan Kaufmann Publishers, Capitolo 3**

Sommario

- ◆ Esempi di Biblioteche Digitali basate su Greenstone
- ◆ Modalità di ricerca e di browsing in Greenstone
- ➔ ◆ **Come creare una collezione di documenti**
- ◆ Come funziona Greenstone
- ◆ Come personalizzare una collezione di documenti

Strumenti per creare una collezione

◆ Collector

- Interfaccia Web per la creazione delle collezioni di documenti
- Offre la maggior parte delle funzionalità disponibili
- Poco adatto se si vogliono eseguire solo alcune funzioni (ad es. rigenerare gli indici)

◆ Creazione manuale

- Richiede una conoscenza approfondita del funzionamento del sistema
- Funziona solo in locale

◆ Uso della Librarian Interface

- Funziona in locale
- Interfaccia per creare nuovi valori di metadati

Il “Collector” di Greenstone

◆ Il Collector permette di

- Creare una nuova collezione di documenti
- Modificare o aggiungere documenti ad una collezione esistente
- Cancellare una collezione

Come avviare il Collector

- ◆ **Click sul link del Collector dalla home page di Greenstone creata dopo l'installazione**
- ◆ **Log in**
 - Quando Greenstone è stato installato, è stato creato un login ***admin*** con una password scelta durante l'installazione
- ◆ **Il Collector utilizza una interfaccia web standard**

La home page del collector

The screenshot shows a Microsoft Internet Explorer browser window. The address bar contains the URL: `http://127.1.0.0/gsd?e=p-0-00---00-0-0-0prompt-10---4-----0-1l-1-en-50---20-home---00031-001-1-OutfZz-8-008`. The browser's menu bar includes File, Modifica, Visualizza, Preferiti, and Strumenti. The toolbar contains buttons for Indietro, Avanti, Termina, Aggiorna, Pagina iniziale, Cerca, Preferiti, Multimedia, and Cronologia. The page content features a decorative vertical sidebar on the left with a white wavy pattern. The main content area has a header with 'HOME' and 'The collector' in a bold, serif font. Below the header is a horizontal line, followed by the title 'The Collector' in a bold, serif font. A quote in italics reads: 'The pen is mightier than the sword! Building and distributing information collections carries responsibilities that you may want to reflect on before you begin. There are legal issues of copyright: being able to access documents doesn't mean you can necessarily give them to others. There are social issues: collections should respect the customs of the community out of which the documents arise. And there are ethical issues: some things simply should not be made available to others. Be sensitive to the power of information and use it wisely.' This is followed by another horizontal line and a paragraph: 'The Collector helps you to create new collections, modify or add to existing ones, or delete collections. To do this you will be guided through a sequence of Web pages which request the information that is needed.' Below this is the text 'First, you must decide whether to' followed by two radio button options: 'create a new collection' (selected) and 'work with an existing one, adding data to it or deleting it.' Another horizontal line is present. The next paragraph states: 'In order to build or modify digital library collections you must sign in. This is to protect you from others logging in to your computer and altering the information on it. Note: for security reasons you will be automatically logged out once a 30 minute period has elapsed since you logged in. If this happens, don't worry! -- you will be invited to log in again and can continue from where you left off.' Below this is the text 'Please enter your Greenstone username and password, and click the button to sign in.' followed by a form with 'username' and 'password' labels, input fields (the password field contains '.....'), and a 'sign in' button. At the bottom of the browser window, a status bar shows 'Operazione completata' and 'Internet'.

HOME
The collector

The Collector

*The pen is mightier than the sword!
Building and distributing information collections carries responsibilities that you may want to reflect on before you begin. There are legal issues of copyright: being able to access documents doesn't mean you can necessarily give them to others. There are social issues: collections should respect the customs of the community out of which the documents arise. And there are ethical issues: some things simply should not be made available to others. Be sensitive to the power of information and use it wisely.*

The Collector helps you to create new collections, modify or add to existing ones, or delete collections. To do this you will be guided through a sequence of Web pages which request the information that is needed.

First, you must decide whether to

- create a new collection
- work with an existing one, adding data to it or deleting it.

In order to build or modify digital library collections you must sign in. This is to protect you from others logging in to your computer and altering the information on it. Note: for security reasons you will be automatically logged out once a 30 minute period has elapsed since you logged in. If this happens, don't worry! -- you will be invited to log in again and can continue from where you left off.

Please enter your Greenstone username and password, and click the button to sign in.

username

password

Operazione completata

Internet


Creazione di una nuova collezione

- ◆ **Il compito principale del Collector è quello di creare una nuova collezione**
- ◆ **La struttura della collezione viene determinata quando la collezione viene definita per la prima volta**
- ◆ **Il modo più semplice di operare consiste nel copiare la struttura di una collezione esistente e di modificarla a seconda delle proprie esigenze**

Passi per la costruzione della collezione

- 1. Informazioni generali sulla collezione**
- 2. Specifica dei documenti da inserire**
- 3. Configurazione**
- 4. Costruzione**
- 5. Visualizzazione della collezione**

Passi per la costruzione della collezione



- Informazioni generali sulla collezione
- Specifica dei documenti da inserire
- Configurazione
- Costruzione
- Visualizzazione della collezione

1. Informazioni generali sulla collezione

- ◆ **Specifica un nome per la collezione e fornisce informaizone associata alla collezione**
 - **Title**
 - **Breve frase utilizzata per identificare la collezione all'interno della Biblioteca Digitale**
 - **Contact e-mail address**
 - **Breve descrizione**
 - **Indica le caratteristiche della collezione ed I principi che definiscono cosa è incluso nella collezione**

Inserimento informazioni sulla collezione

The screenshot shows a web browser window with the address bar containing the URL: `http://127.1.0.0/gsd?e=collector-0-00tbuild1---00-0-0-0prompt-10---4-----0-1l-1yA4-en-50---2 - Microsoft I...`. The browser's menu bar includes 'File', 'Modifica', 'Visualizza', 'Preferiti', 'Strumenti', and '?'. The address bar also shows 'Indirizzo' and 'Collegamenti'.

The page content is titled 'HOME The collector' in the top right corner. Below this is a horizontal line, followed by the section header 'Collection information' centered on the page.

The main text explains: 'When creating a new collection you need to enter some preliminary information about the source data. This process is structured as a series of Web pages, overseen by The Collector. The bar at the bottom of the page shows you the sequence of pages to be completed.'

Title for collection:

There is a text input field containing 'altra collezione di prova'. Below it, the text reads: 'The collection title is a short phrase used throughout the digital library to identify the content of the collection. Example titles include "Computer Science Technical Reports" and "Humanity Development Library."'

Contact email address:

There is a text input field containing 'savino@isti.cnr.it'. Below it, the text reads: 'This email address specifies the first point of contact for the collection. If the Greenstone software detects a problem, a diagnostic report is sent to this address. Enter an email address in its full form: name@domain.'


About this collection:

There is a large text area containing the text: 'Questa e' una collezione di prova creata con il collector|'. Below this, the text reads: 'This is a statement describing the principles governing what is included in the collection. It appears on the first page when the collection is presented.'

At the bottom of the page, there is a navigation bar with five buttons: 'collection information', 'source data', 'configure collection', 'build collection', and 'view collection'. The 'collection information' button is highlighted with a green arrow pointing to it from below.

The browser's status bar at the bottom shows 'Operazione completata' and 'Internet'.

Passi per la costruzione della collezione



- Informazioni generali sulla collezione
- Specifica dei documenti da inserire
- Configurazione
- Costruzione
- Visualizzazione della collezione

2. Documenti da inserire nella collezione

- ◆ **Specifica dove si trovano I documenti da inserire**
- ◆ **Specifica delle sorgenti**
 - *file://*
 - *http://*
 - *ftp://*

file://

- ◆ **File name sul Greenstone server system**
 - Il file sarà incluso nella collezione

- ◆ **Directory name sul server Greenstone**
 - Tutti I documenti che si trovano nella directory e tutte le sottodirectory verranno incluse

http://

◆ **Web page**

- La web page verrà scaricata
- Tutte le pagine alle quali la pagina punta e che si trovano sullo stesso sito verranno scaricate

◆ **URL che punta ad una lista di files**

- Tutto quello che si trova nel folder e nei suoi sotto-folder sarà incluso nella collezione

ftp://

- ◆ **File verrà scaricato usando FTP**
- ◆ **Directory name sul server FTP**
 - Tutto quello che si trova nel folder e nei suoi sotto-folder sarà incluso nella collezione

Dati da inserire nella collezione

HOME
The collector

Source data

You may base your collection on either

- The default structure
The new collection may contain html documents (.htm, .html), plain text documents (.txt, .text), MS Word documents (.doc), PDF documents (.pdf) or "m-box" format email documents (.mbx).
- An existing collection
The files in your new collection must be exactly the same type as those used to build the existing one.

Base the collection on

Input sources:

file://	<input type="text" value="c:\tone Install\workshop-materials\test_files\Word_and_PDF"/>
http://	<input type="text"/>
ftp://	<input type="text"/>

[MORE SOURCES](#)

If you use file:// or ftp:// to specify a file, that file will be downloaded.

If you use http:// it depends on whether the URL gives you a normal web page in your browser, or a list of files. If a page, that page will be downloaded -- and so will all pages it links to, and all pages they link to, etc. -- provided they reside on the same site, below the URL.

If you use file:// or ftp:// to specify a folder or directory, or give a http:// URL that leads to a list of files, everything in the folder and all its sub-folders will be included in the collection.

Click the "more sources" button to get more input boxes.


Click one of the green buttons. If you are an advanced user you may want to adjust the collection configuration. Alternatively, go straight to the building stage. Remember, you can always revisit an earlier stage by clicking its yellow button.

[collection information](#) [source data](#) [configure collection](#) [build collection](#) [view collection](#)

Operazione completata Internet

Passi per la costruzione della collezione

- Informazioni generali sulla collezione
- Specifica dei documenti da inserire
- Configurazione
- Costruzione
- Visualizzazione della collezione



3. Configurazione

- ◆ **Questo passo non verrà trattato**
- ◆ **Permette di adattare le opzioni di configurazione della collezione.**
- ◆ **La costruzione e la presentazione di tutte le collezioni sono controllate da specifiche che si trovano in un file di configurazione**

Modifica della configurazione

The screenshot shows a Microsoft Internet Explorer browser window with the address bar displaying `http://127.1.0.0/gsd`. The page title is "HOME The collector". The main heading is "Configure collection". Below the heading, there is a paragraph explaining that the building and presentation of the collection are controlled by a special "configuration file". A bold instruction states: "If you are not an advanced user, just go to the bottom of the page." Below this, a paragraph explains that users can edit the data below and click "Reset" to restore original settings.

```
creator      savino@isti.cnr.it
maintainer   savino@isti.cnr.it
public       true

indexes      document:text document:Title document:Source
defaultindex document:text


plugin       ZIPPlug
plugin       GAPlug
plugin       TEXTPlug
plugin       HTMLPlug
plugin       EMAILPlug
plugin       PDFPlug
plugin       RTFPlug
plugin       WordPlug
plugin       PSPlug
plugin       ArcPlug
plugin       RecPlug
```

collection information → source data → **configure collection** → build collection → view collection

Operazione completata Internet

Passi per la costruzione della collezione

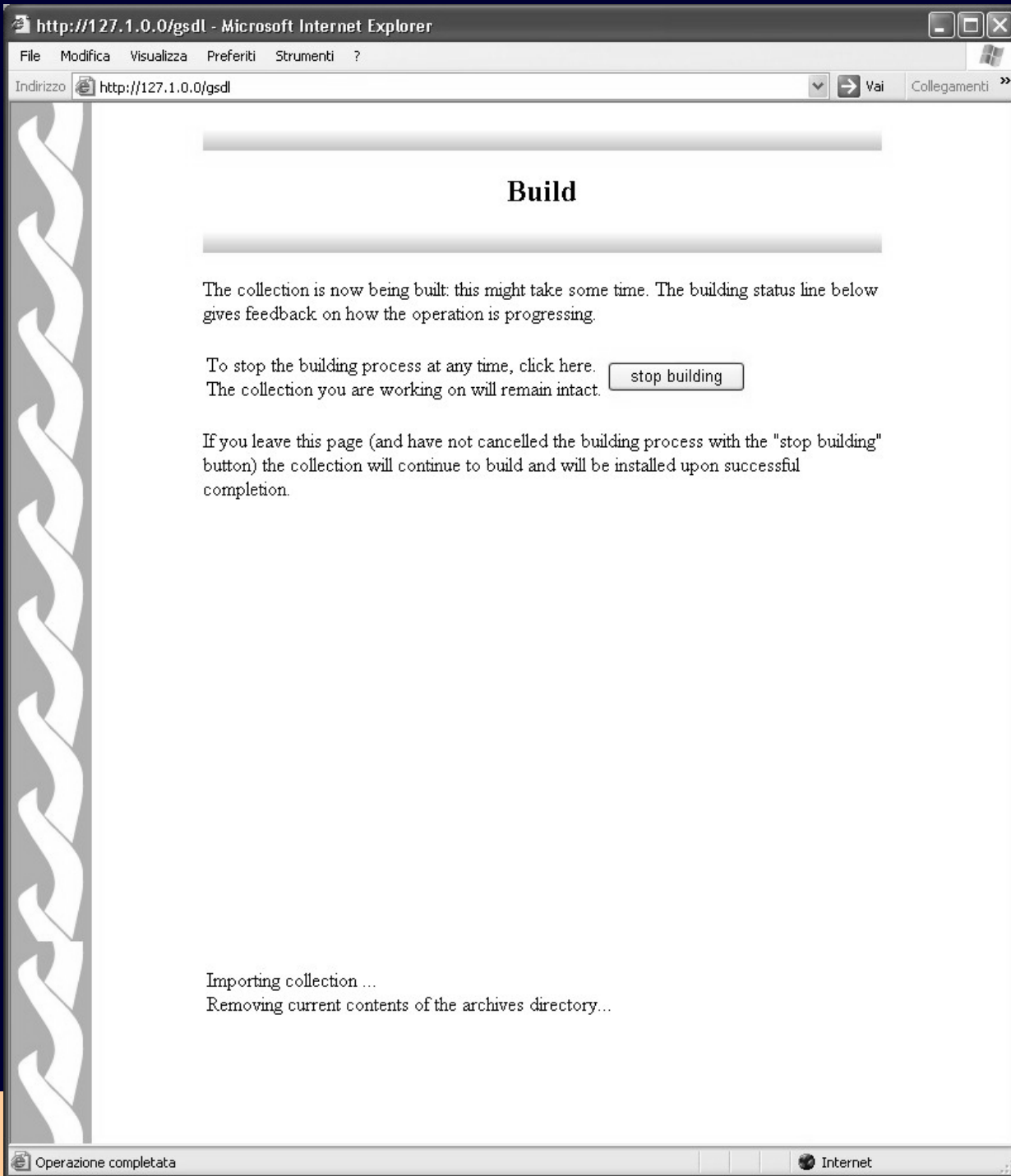
- Informazioni generali sulla collezione
- Specifica dei documenti da inserire
- Configurazione
- Costruzione
- Visualizzazione della collezione



4. Costruzione

- ◆ **La fase di costruzione della collezione viene eseguita autonomamente dal sistema**
- ◆ **Durante questa fase vengono costruiti gli indici:**
 - Per il browsing
 - Per il searching
 - Vengono seguite le specifiche presenti nel file di configurazione
- ◆ **Status line mostra come progredisce l'operazione**

Costruzione della collezione



http://127.1.0.0/gsd - Microsoft Internet Explorer

File Modifica Visualizza Preferiti Strumenti ?

Indirizzo http://127.1.0.0/gsd

Build

The collection is now being built: this might take some time. The building status line below gives feedback on how the operation is progressing.

To stop the building process at any time, click here. The collection you are working on will remain intact.

If you leave this page (and have not cancelled the building process with the "stop building" button) the collection will continue to build and will be installed upon successful completion.

Importing collection ...
Removing current contents of the archives directory...

Operazione completata

Internet

Costruzione della collezione

http://127.1.0.0/gsdL - Microsoft Internet Explorer

File Modifica Visualizza Preferiti Strumenti ?

Indirizzo http://127.1.0.0/gsdL Vai Collegamenti >>

Build

The collection is now being built: this might take some time. The building status line below gives feedback on how the operation is progressing.

To stop the building process at any time, click here. The collection you are working on will remain intact.

If you leave this page (and have not cancelled the building process with the "stop building" button) the collection will continue to build and will be installed upon successful completion.

Collection built successfully.


You may [view the build summary](#) of this collection for further details.

build collection

Operazione completata Internet

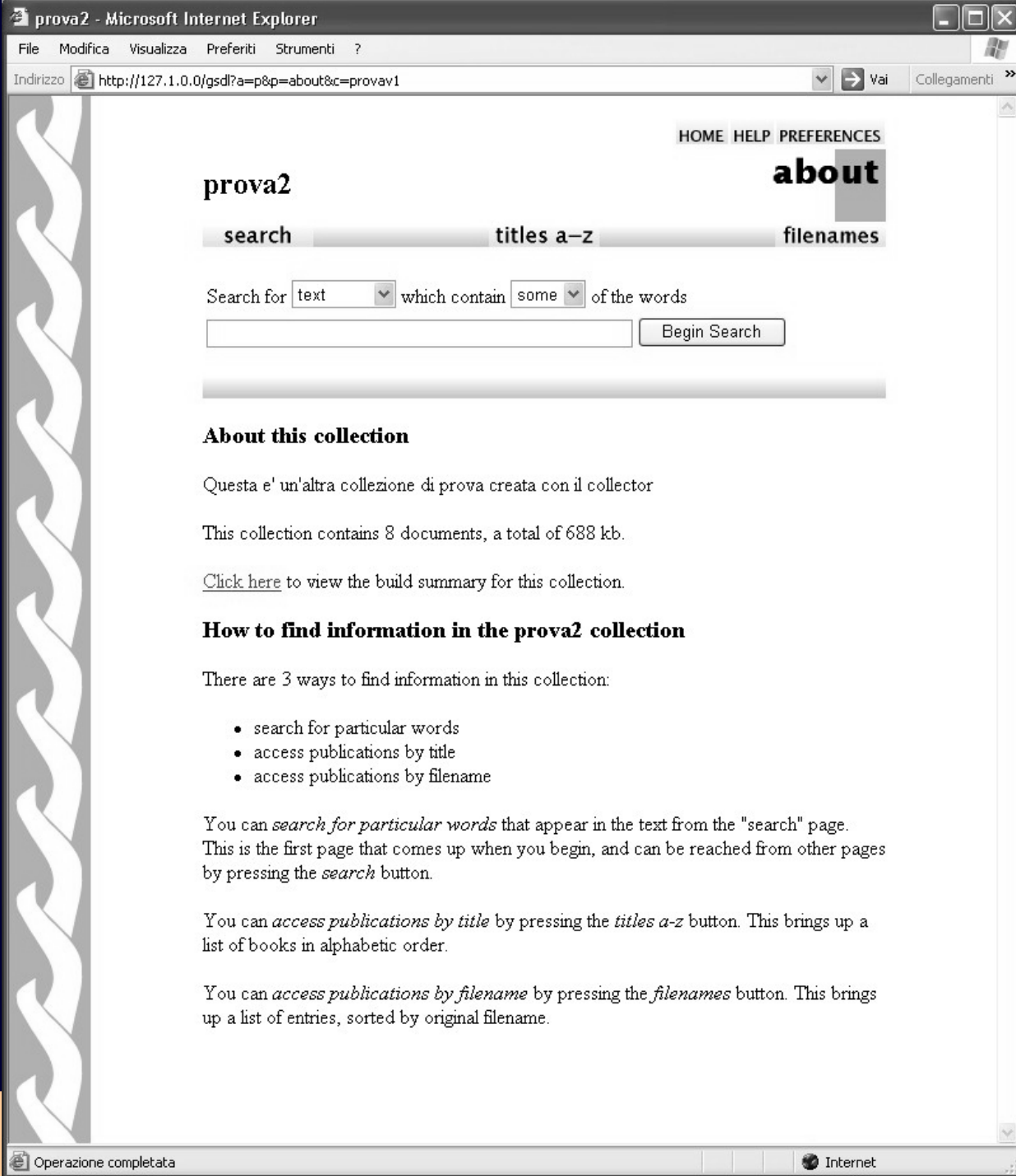
Passi per la costruzione della collezione

- Informazioni generali sulla collezione
- Specifica dei documenti da inserire
- Configurazione
- Costruzione
- Visualizzazione della collezione



5. Visualizzazione

- ◆ Al termine della costruzione della collezione, questa può essere immediatamente visualizzata



The screenshot shows a Microsoft Internet Explorer browser window displaying a web page titled 'prova2'. The browser's address bar shows the URL 'http://127.1.0.0/gsd?l=a=p&p=about&c=provav1'. The page has a navigation menu with 'HOME', 'HELP', and 'PREFERENCES'. Below this, the word 'about' is prominently displayed in a large, bold font. There are three buttons: 'search', 'titles a-z', and 'filenames'. A search form is present with a text input field, a dropdown menu set to 'text', and another dropdown menu set to 'some', followed by the text 'of the words'. A 'Begin Search' button is to the right of the input field. The main content area contains the following text:

About this collection

Questa e' un'altra collezione di prova creata con il collector

This collection contains 8 documents, a total of 688 kb.

[Click here](#) to view the build summary for this collection.

How to find information in the prova2 collection

There are 3 ways to find information in this collection:

- search for particular words
- access publications by title
- access publications by filename

You can *search for particular words* that appear in the text from the "search" page. This is the first page that comes up when you begin, and can be reached from other pages by pressing the *search* button.

You can *access publications by title* by pressing the *titles a-z* button. This brings up a list of books in alphabetic order.

You can *access publications by filename* by pressing the *filenames* button. This brings up a list of entries, sorted by original filename.

The browser's status bar at the bottom indicates 'Operazione completata' and 'Internet'.

Lista dei
documenti
inseriti nella
nuova
collezione

Titles A-Z - Microsoft Internet Explorer

File Modifica Visualizza Preferiti Strumenti ?









Indirizzo <http://127.1.0.0/gsd/?e=p-0-00-provav1--00-0-0-0prompt-10---4-----0-1--1-en-50---20-about---00031-001-1-Outf> Vai Collegamenti

HOME HELP PREFERENCES

titles a-z

prova2

search titles a-z filenames

-  1992-96 Working Papers
(*word04.doc*)
-  1997-00 Listing of Working Papers
(*word01.doc*)
-  biblio_for_dl_scientometrics.do
(*pdf03.pdf*)
-  Distributing Digital Libraries on the Web, CD-ROMs, and Intranets: Same information, same...
(*pdf02.pdf*)
-  Greenstone: A Comprehensive Open-Source
(*word03.doc*)
-  Greenstone: A Comprehensive Open-Source Digital Library Software System
Ian H. Witten, *Rodger J....
(*pdf01.pdf*)
-  Information Seeking, Retrieving, Reading, and Storing Behaviour of Library-Users.
(*word02.doc*)
-  Scalable browsing for large collections: a case study Gordon W. Paynter, 1 Ian H. Witten, 1 Sally...
(*pdf04.pdf*)

Operazione completata

Internet

Esercitazione – Parte I

Creare una collezione usando il Collector

Greenstone Librarian Interface

Localizza risorse da internet

Definisce le funzionalità e le modalità di presentazione della collezione

Scarica risorse da internet

Esporta la collezione

Seleziona i file da includere nella collezione

Crea la collezione

Assegna metadati ai file nella collezione



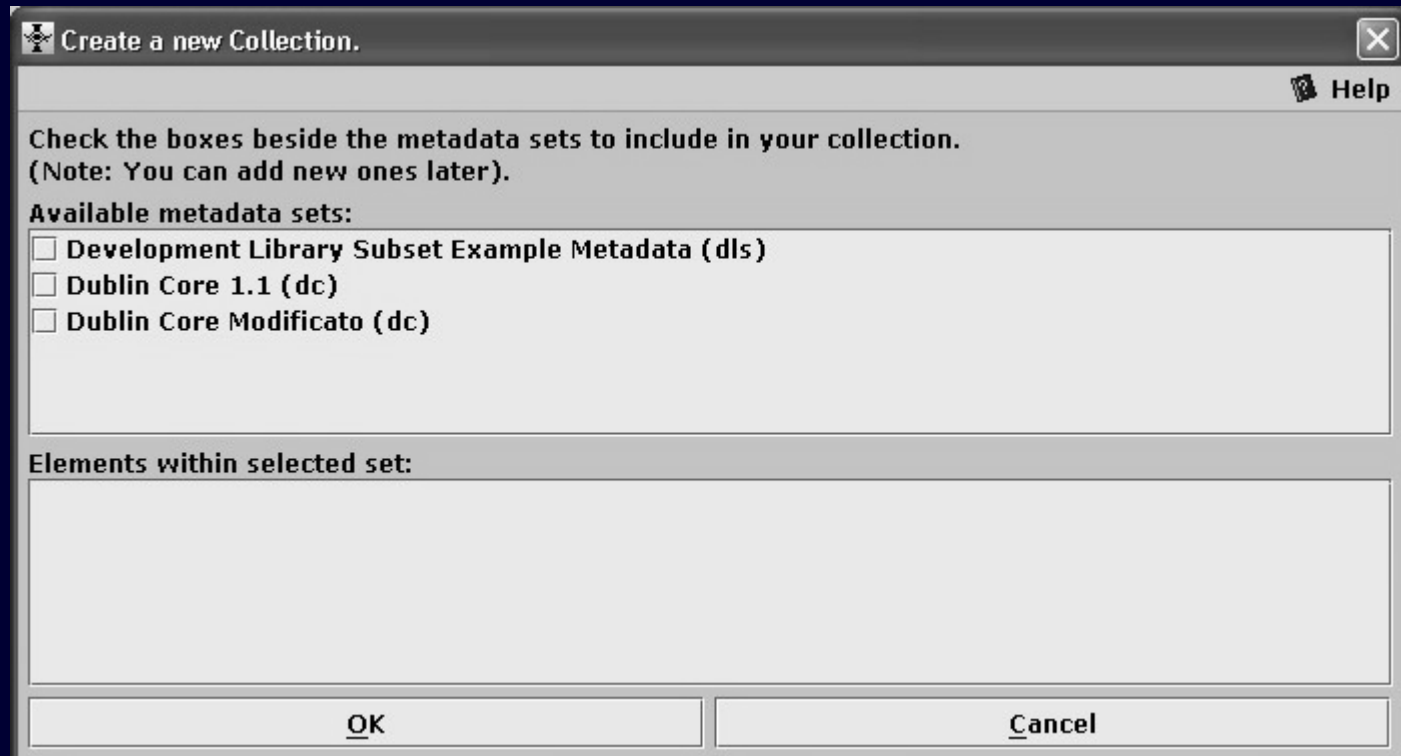
Crea una nuova collezione



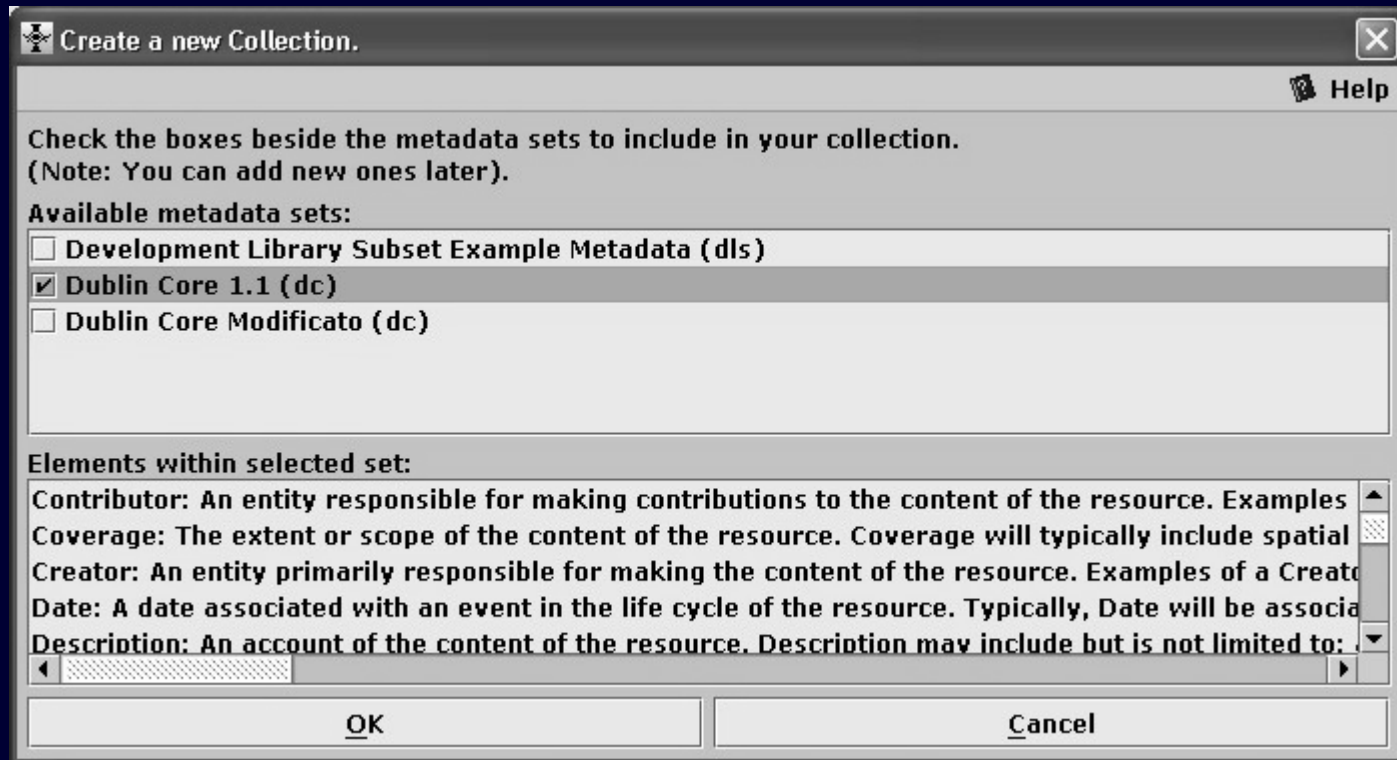
Seleziona un set di metadati

◆ Due insiemi predefiniti

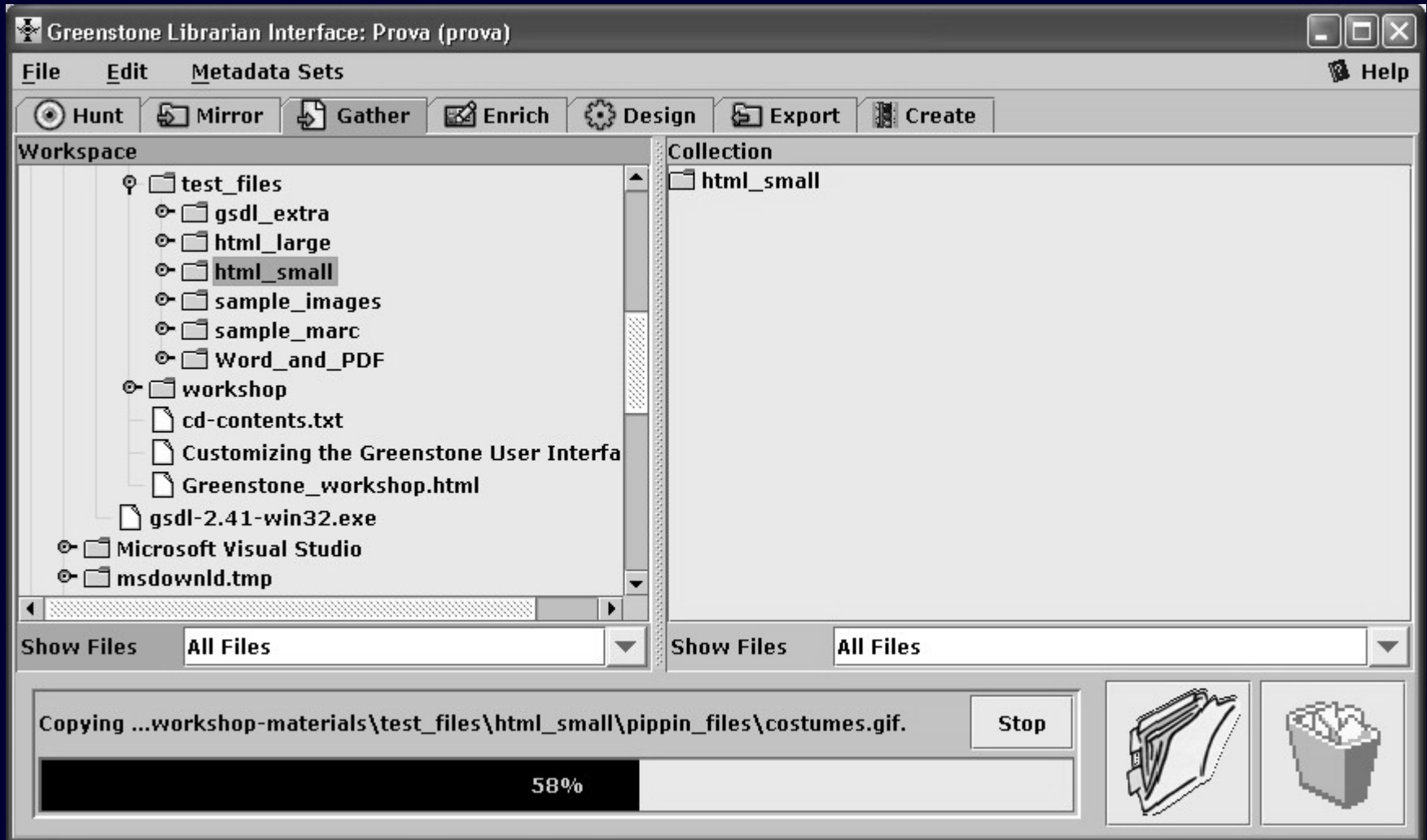
- Development Library Subset Example
- Dublin Core 1.1



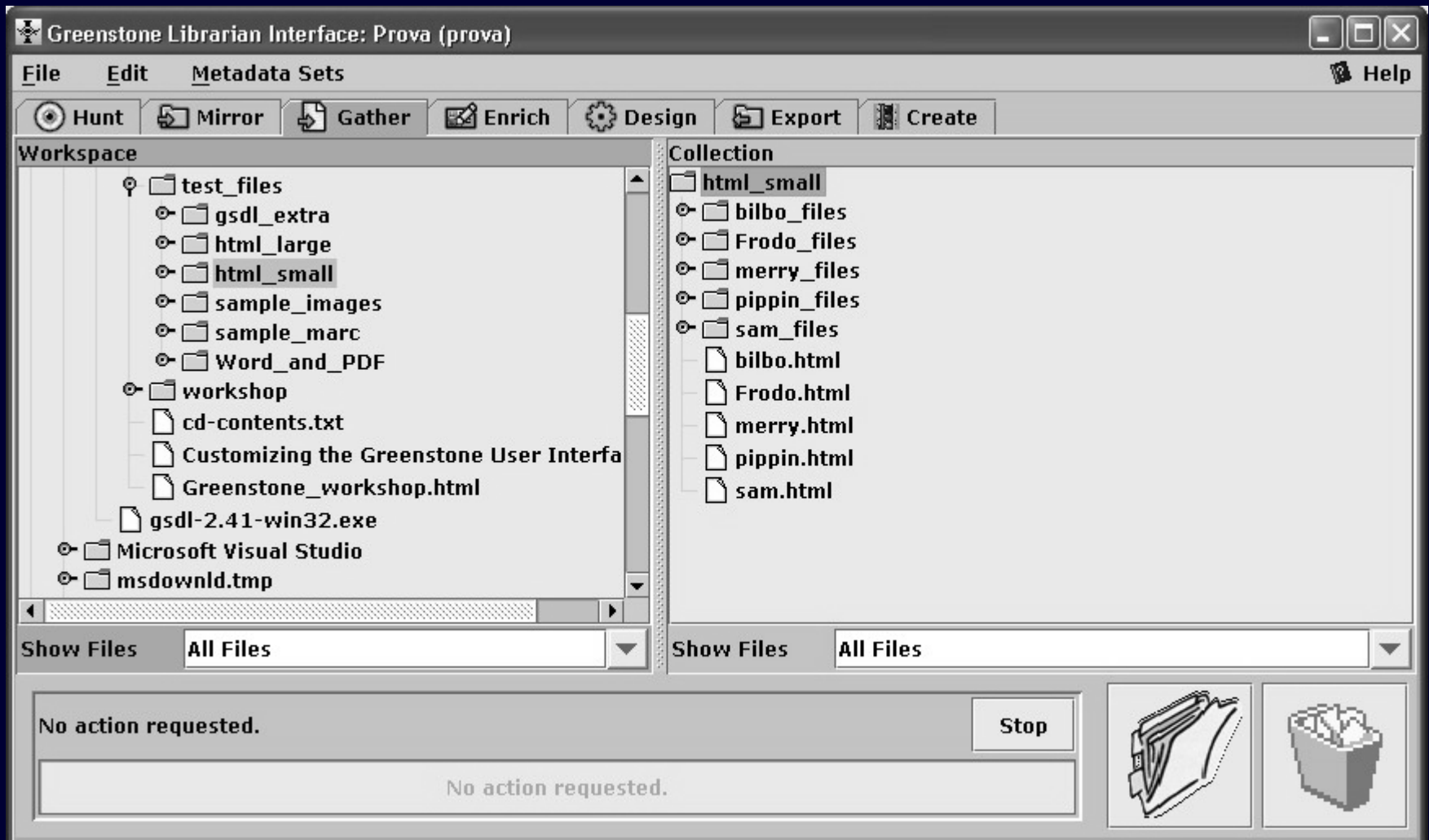
Selezione Dublin Core



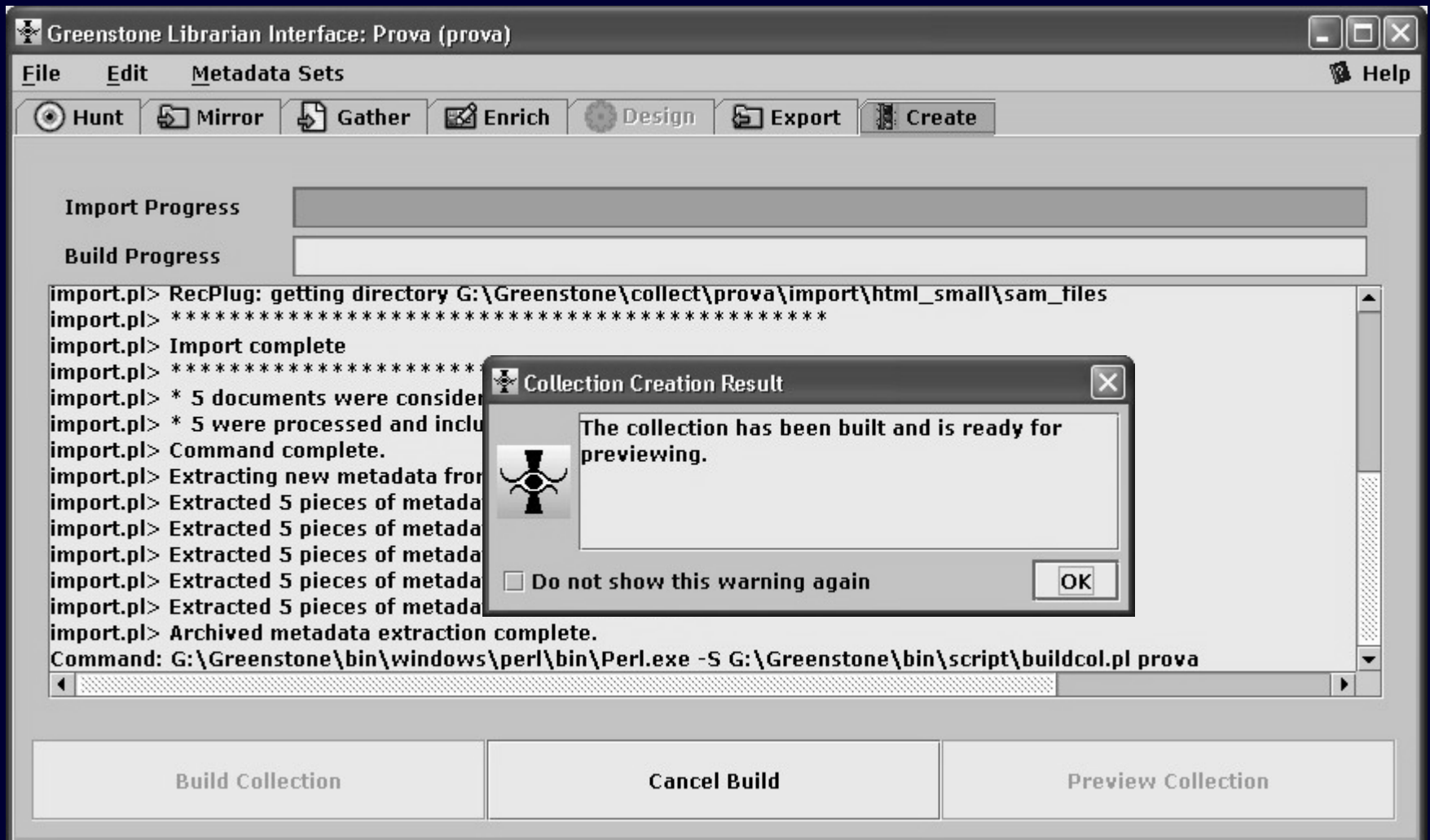
Selezione e copio dei file nella collezione



File copiati nel panel di destra



Creo la collezione



Pagina Iniziale della Biblioteca Digitale

Prova - Microsoft Internet Explorer

File Modifica Visualizza Preferiti Strumenti ?

Indirizzo <http://127.1.0.0/gsd/?a=p&p=about&c=prova&uq=1081439727187> Vai Collegamenti

HOME HELP PREFERENCES

Prova

about

search titles a-z filenames

Search for which contain of the words

Begin Search

About this collection

Collezione di prova per la lezione

How to find information in the Prova collection

There are 3 ways to find information in this collection:

- search for particular words
- access publications by title
- access publications by filename

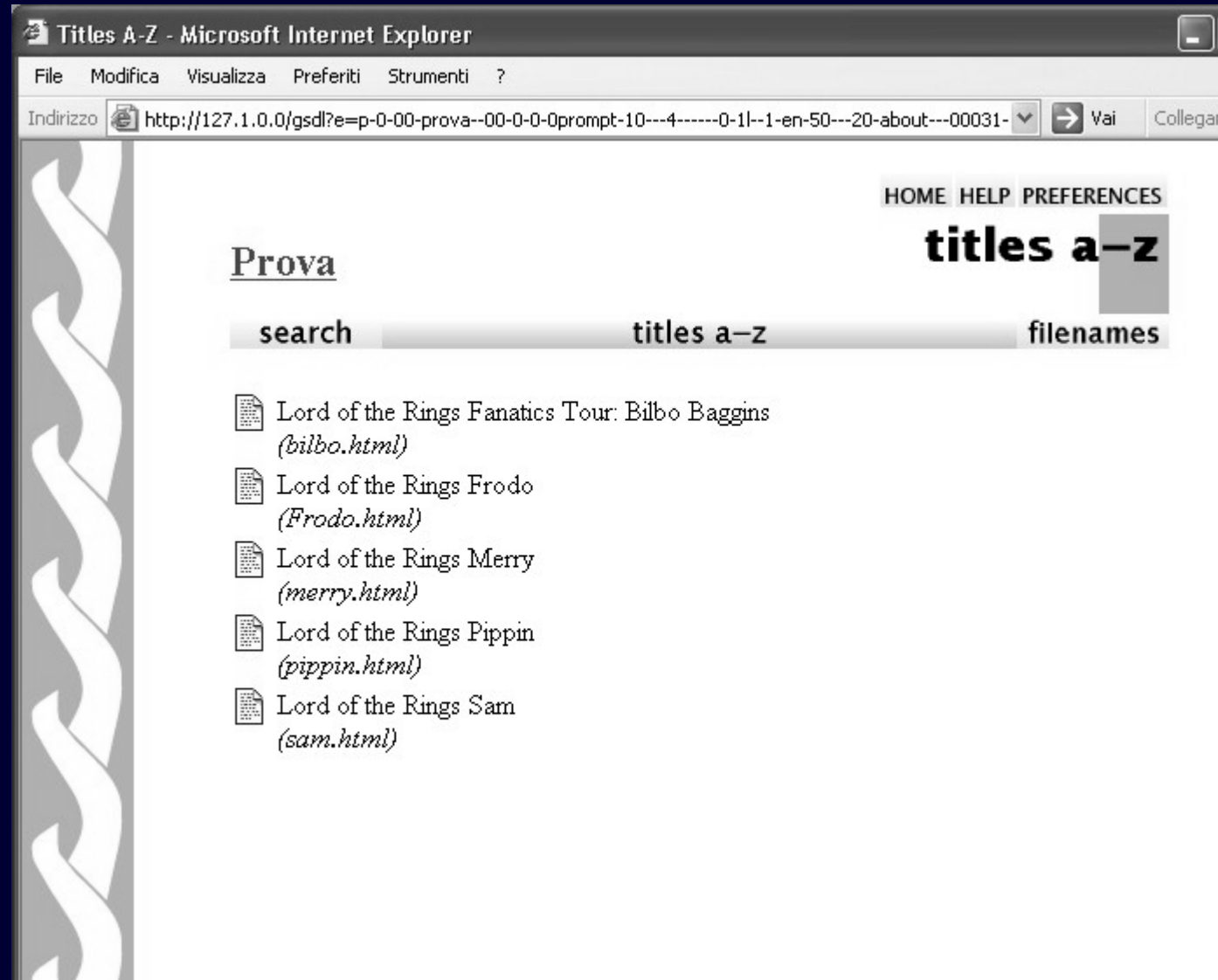
You can *search for particular words* that appear in the text from the "search" page. This is the first page that comes up when you begin, and can be reached from other pages by pressing the *search* button.

You can *access publications by title* by pressing the *titles a-z* button. This brings up a list of books in alphabetic order.

You can *access publications by filename* by pressing the *filenames* button. This brings up a list of entries, sorted by original filename.

Internet

Titoli in ordine alfabetico



The screenshot shows a Microsoft Internet Explorer browser window. The title bar reads "Titles A-Z - Microsoft Internet Explorer". The address bar contains the URL "http://127.1.0.0/gsd/?e=p-0-00-prova--00-0-0-0prompt-10---4-----0-1l--1-en-50---20-about---00031-". The browser's menu bar includes "File", "Modifica", "Visualizza", "Preferiti", and "Strumenti".

The website content features a navigation menu with "HOME", "HELP", and "PREFERENCES" links. The main heading is "titles a-z". Below this, there are three tabs: "search", "titles a-z" (which is selected), and "filenames".

The main content area is titled "Prova" and displays a list of five items, each with a document icon and a filename in parentheses:

- Lord of the Rings Fanatics Tour: Bilbo Baggins (*bilbo.html*)
- Lord of the Rings Frodo (*Frodo.html*)
- Lord of the Rings Merry (*merry.html*)
- Lord of the Rings Pippin (*pippin.html*)
- Lord of the Rings Sam (*sam.html*)

Uno dei documenti della collezione

Lord of the Rings Fanatics Tour: Bilbo Baggins - Microsoft Internet Explorer

File Modifica Visualizza Preferiti Strumenti ?

Indirizzo <http://127.1.0.0/gsd/?e=d-0-00-prova--00-0-0-0prompt-10---4-----0-11--1-en-50---20-about---00031-001-1-outfZz-8-00&a=d&c> Vai Collegamenti >>

HOME HELP PREFERENCES

search titles a-z filenames

Lord of the Rings Fanatics Tour:
Bilbo Baggins



NO HIGH-LIGHTING

DETACH

In our Merchandise Shop

Rings & Jewelry

People of Middle-Earth: Bilbo Baggins



Full Name: Bilbo Baggins
Date of Birth: September 22, 2890 T.A.
Parents: Bungo Baggins, Beladonna Took
Race: Hobbit
Weapon: Sting

[Home](#)
[The Writer](#)
[The Books](#)
[The Movies](#)
[Guided Tours](#)
[Quest Quiz](#)
[Arts & Media](#)
[Specials](#)
[Merchandise Shop](#)
[Fanatics Plaza](#)
[Community](#)
[Award Winners](#)
[About Us](#)

In our Fanatics Shop

Caps & Hats

In our Fanatics Shop


Video Games

(AUDIO: [Bilbo about Bag End](#))

"Well, I am Bilbo Baggins your Tour Guide and I will start by further introducing myself. I can still remember how my big adventure began. I was just sitting in my hobbit hole when Gandalf visited me. Before I knew it I was playing host for 13 dwarves and soon after I would begin an adventure that would take me half way across Middle-Earth to the lair of Smaug the Dragon. It was me who found the One Ring in the orc caverns where Gollum also lived at that time. I had to do a riddle game with Gollum which I eventually won by asking what I had in my pocket. I barely escaped all the adventures with the dwarves and I returned to the Shire carrying the One Ring with me as a treasure. It was many years later that I found out what the true nature was of the Ring and that was the beginning of the adventure my nephew Frodo had to undertake. After the War of the Ring I left middle-earth together with Frodo, Gandalf, Elrond and Galadriel."

Quote:
"Very well, very well, Master Elrond! said Bilbo suddenly. 'Say no more! It is plain enough what you are poiting at. Bilbo the silly Hobbit started this affair, and Bilbo had better finish it, or himself.'"

In The Movie

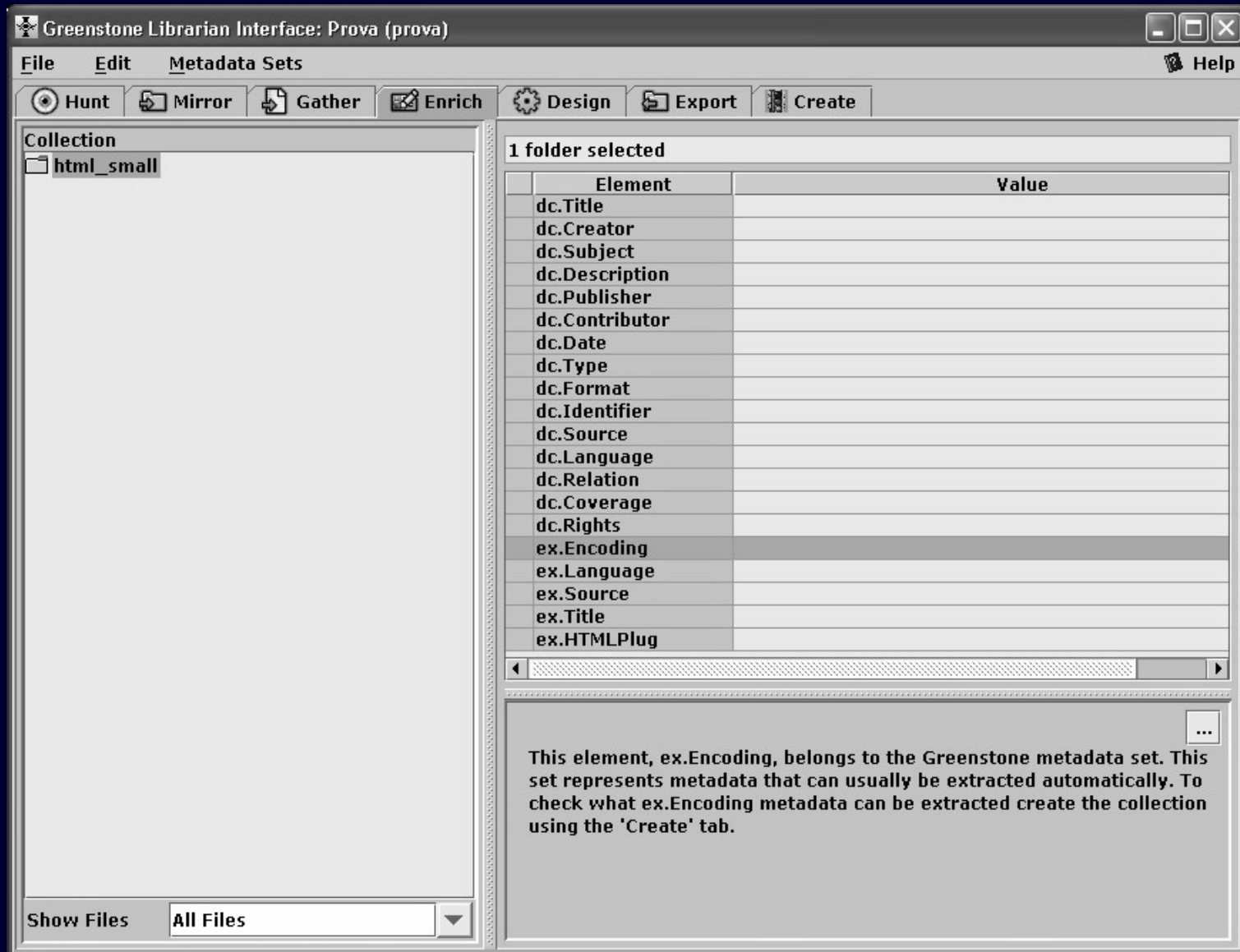


Ian Holm

Operazione completata

Internet

Il modulo per la creazione dei metadati



Matadati estratti automaticamente

The screenshot shows the Greenstone Librarian Interface (GLI) window titled "Greenstone Librarian Interface: Prova (prova)". The interface includes a menu bar with "File", "Edit", "Metadata Sets", and "Help". Below the menu bar is a toolbar with icons for "Hunt", "Mirror", "Gather", "Enrich", "Design", "Export", and "Create".

The left pane, labeled "Collection", displays a tree view of files. The "sam_files" folder is expanded, showing several HTML files: "bilbo.html", "Frodo.html", "merry.html", "pippin.html", and "sam.html". The "bilbo.html" file is selected.

The right pane, titled "1 file selected", displays a table of metadata for the selected file. The table has two columns: "Element" and "Value".

Element	Value
dc.Title	
dc.Creator	
dc.Subject	
dc.Description	
dc.Publisher	
dc.Contributor	
dc.Date	
dc.Type	
dc.Format	
dc.Identifier	
dc.Source	
dc.Language	
dc.Relation	
dc.Coverage	
dc.Rights	
ex.Encoding	iso_8859_1
ex.Language	en
ex.Source	bilbo.html
ex.Title	Lord of the Rings Fanatics Tour: Bilbo Baggins
ex.HTMLPlug	1

Below the table, a scrollable area contains a message:

This element, ex.Encoding, belongs to the Greenstone metadata set. This set represents metadata that can usually be extracted automatically. To check what ex.Encoding metadata can be extracted create the collection using the 'Create' tab.

At the bottom left, there is a "Show Files" dropdown menu currently set to "All Files".

Metadati assegnati manualmente

The screenshot shows the Greenstone Librarian Interface (GLI) window titled "Greenstone Librarian Interface: Prova (prova)". The interface includes a menu bar (File, Edit, Metadata Sets) and a toolbar with buttons for Hunt, Mirror, Gather, Enrich, Design, Export, and Create. On the left, a "Collection" tree shows folders for "html_small", "bilbo_files", "Frodo_files", "merry_files", "pippin_files", and "sam_files", with sub-files like "bilbo.html", "Frodo.html", "merry.html", "pippin.html", and "sam.html". The main area displays "1 file selected" and a table of metadata elements and values.

Element	Value
dc.Title	Biblo Baggins
dc.Creator	Greenstone example library
dc.Subject	Il signore degli anelli
dc.Description	
dc.Publisher	
dc.Contributor	
dc.Date	
dc.Type	
dc.Format	
dc.Identifier	
dc.Source	
dc.Language	
dc.Relation	
dc.Coverage	
dc.Rights	
ex.Encoding	iso_8859_1
ex.Language	en
ex.Source	bilbo.html
ex.Title	Lord of the Rings Fanatics Tour: Bilbo Baggins
ex.HTMLPlug	1

Below the table, there is a "Value" field containing "Il signore degli anelli" and three buttons: "Append", "Replace", and "Remove". Underneath, the "All Previous Values" section shows a list of "Il signore degli anelli" with a checkbox next to it.

At the bottom left, there is a "Show Files" section with a dropdown menu set to "All Files".

Esercitazione – Parte II

Creare una collezione usando la Greenstone Librarian Interface

Esercitazioni

- ◆ **Parte III – Creazione di una collezione di immagini**
- ◆ **Parte IV – Associare dei valori di metadati ai documenti**